



GLOBAL OUTPUT & OUTCOME

SUMMARY REPORT 2015

NORWEGIAN
REFUGEE COUNCIL

NRC

INTRODUCTION



The 2015 Global Output and Outcome Report again demonstrates the impressive achievements of NRC globally. It reflects the great work our staff are doing to deliver aid to displaced and others in great need in conflict and disaster areas, often under extremely challenging circumstances. Our nearly 10.000 staff and relief workers can all be proud of the fact that NRC reached more than 5,3 million people in need in 2015. This equals the total population of Norway.

As we continue to grow, we must also continue to strive to provide the best possible humanitarian assistance. To help us in this we are increasingly reliant on good quality data. The data in this report allow us to track progress towards targets and monitor key questions about our programme volume, quality, reach and effectiveness. This year we are moving to a new and improved online reporting system for GORS data. The new system will enable better access, use and visualisation of the data, so that staff at all levels of the organisation can view and analyse the data that is relevant to them. My hope

is that this will become an important tool for improving programme understanding and decision-making.

I look forward to following our continued progress throughout 2016!

JAN EGELAND, Secretary General, NRC

TABLE OF CONTENTS

A NEW LOOK: GLOBAL OUTPUT AND OUTCOME REPORTING SYSTEM (GORS)	4
GLOBAL SUMMARY	6
EDUCATION	10
SHELTER	20
ICLA	28
FOOD SECURITY	38
WASH	44
NON-CORE COMPETENCY	50
AFGHANISTAN	54
CAR	57
COLOMBIA	60
CÔTE D'IVOIRE	63
DJIBOUTI	66
DRC	69
ETHIOPIA	72
IRAN	75
IRAQ	78
JORDAN	81
KENYA	84
LIBANON	87
LIBERIA	90
MALI/BURKINA FASO	93
MYANMAR	96
NIGERIA	99
PAKISTAN	103
PALESTINE	105
SOMALIA	109
SOUTH SUDAN	112
SYRIA	116
UGANDA	119
UKRAINE	123
YEMEN	125

A NEW LOOK: GLOBAL OUTPUT AND OUTCOME REPORTING SYSTEM (GORS)

This year NRC is introducing new software for reporting on mandatory Core Performance Indicators (CPIs). Key features of the new system include:

- Improved data entry interface to make data entry easier and more accessible to multiple users.
- Online access meaning no cumbersome processes involving multiple excel sheets
- Data visualisation and dash-boarding for all levels of the organisation
- Improved analytical capacity through more granular data disaggregation and in-built pivot tabling
- Multiple language options
- Geographical mapping
- Central repository for all mandatory global output and outcome data

What does 2016 roll-out involve?

The new system will be rolled out during trainings in each country through the remainder of 2016. The trainings will take in “soft” aspects of reporting, including indicator definitions and calculations and data use, together with “hard” aspects such as data entry, analysis, visualisation and dash-boarding.

Ongoing use of the system will be supported through an email helpdesk as well as FAQs, step-by-step guidance and videos integrated into the M&E web book.

2017 and beyond

While this year will only involve reporting on mandatory indicators, from 2017 the intention is to allow country and regional offices to use the system for internal reporting needs upon request.

Other data management initiatives

In addition to the new reporting system we are also working to improve other areas of data management.

Digital data capture: In the second half of the year we will be developing step-by-step guidance on the use of digital data capture tools as well as a template library containing commonly used data capture forms. Training and help in setting up digital data capture systems will be available upon request.

Beneficiary tracking databases: We are currently developing new databases in selected countries using highly configurable and modular database tools. The aim is to create database tools that can be used and shared across different countries and programmes.

Business intelligence/dash-boarding: We will use new business intelligence software to bring data together from multiple sources (e.g. GORS plus financial data) for more advanced data visualisation and analysis.

What are the CPIs?

CPI menus were developed by mapping policy-level theories of change for each sub-area within a core competency (e.g. housing, infrastructure, asset support and distribution and settlement planning under the shelter core competency).

Through this process we have identified a number of key results that, according to policy, we will always aim to achieve irrespective of the context. For example, if we are doing an accelerated education programme we should always measure the number of males and females enrolled as well as the percentage of enrolled learners who demonstrate knowledge gain through final exams. These results get measured through the use of mandatory CPIs.

Results which may shift according to context or modality are not included in mandatory CPI menus. To support better and more efficient M&E, suggested menus of indicators have also been created. These are intended as a support resource only and are not required in any way. CPI indicator menus will be reviewed and, if necessary, adjusted once per year (prior to the country strategy process). If you have feedback on indicators, please contact Andrew Wilson (andrew.wilson@nrc.no) or Cara Winters (cara.winters@nrc.no).

Who do we count as a beneficiary?

NRC distinguishes between two categories of beneficiary – direct beneficiaries and indirect beneficiaries.

Direct beneficiaries: A direct beneficiary is an individual who receives a package of goods or services directly from NRC or directly from one of NRC's implementing partners. For example, a woman who receives a series of trainings on agricultural production techniques is a direct beneficiary irrespective of whether the trainings are conducted by NRC or by an implementing partner.

Indirect beneficiaries: An indirect beneficiary is an individual who benefits from the package of goods or services received by direct beneficiaries without having direct contact with the goods or services provided. For example, the children of a woman who receives a series of trainings on agricultural production techniques become indirect beneficiaries if the trainings enable her to increase crop yield for the household's use.

While the ultimate targets of an intervention may be indirect beneficiaries, and direct beneficiaries simply the means through which we try to do so, *only direct beneficiaries are counted and included in GORS reporting*. For example, NRC may train legal practitioners in order to enhance IDPs access to rights. In this case we only count legal practitioners as direct beneficiaries even though it is the indirect beneficiaries (IDPs) who are our primary targets.

How are GORS data used

Tracking CPIs through the GORS is an integral part of NRC's M&E framework. Currently GORS data are used to:

Inform discussion and decisions about programme quality and effectiveness: GORS data track and measure programme results to help identify if changes or adjustments are necessary.

Trigger and inform the design of evaluations and assessments: GORS data raise questions about the design and effectiveness of our programmes which can be followed-up through more in-depth enquiry.

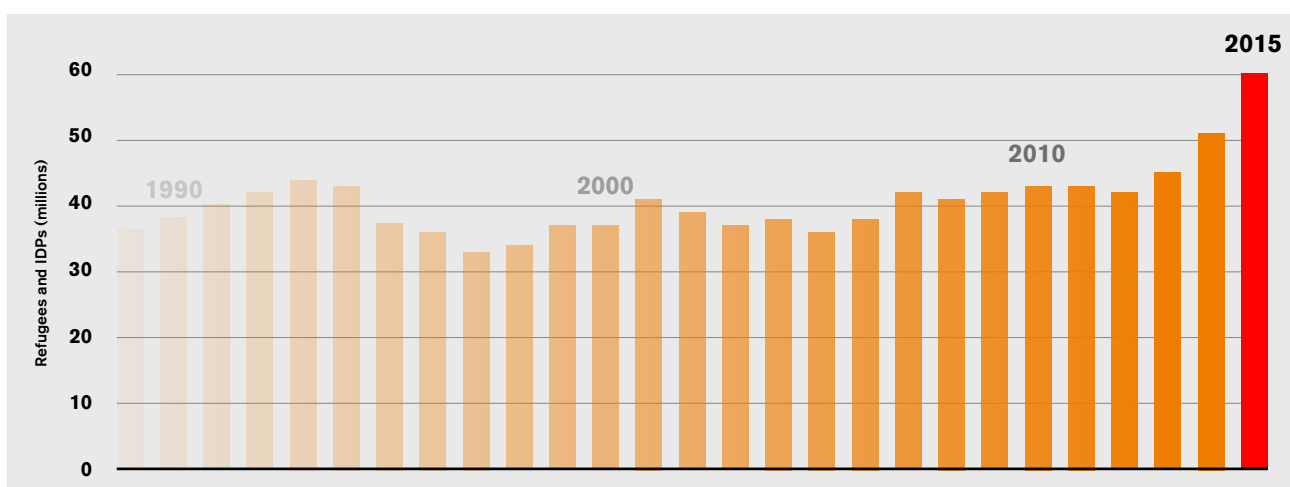
Provide information for the governance of country programmes: Compliance with GORS reporting ensures minimum standards of project monitoring are in place (at both output and outcome levels). Compliance with M&E minimum standards is monitored each six months.

Streamline reporting: GORS data form the basis for reporting on our two largest framework agreements (NMFA/Norad and the Sida humanitarian frame). This greatly reduces the reporting burden for projects within the frames and enhances the quality and usefulness of data reported.

Ensure a single source of data for use globally: GORS provides a single set of verified data. This ensures consistency of data use across the organisation and reduces time-consuming, ad hoc requests for data for different internal and external purposes.

Improve external relations: Our efficacy as an organisation depends on our capacity to demonstrate the work we do in a meaningful way. GORS data offer us the opportunity to represent key areas of our work globally and in a manner that is understood by external actors.

GLOBAL SUMMARY



In 2015, the number of people displaced reached an all-time high of more than 60 million. In response, NRC directly assisted almost 5.4 million people across 30 country operations – more than in any previous year.

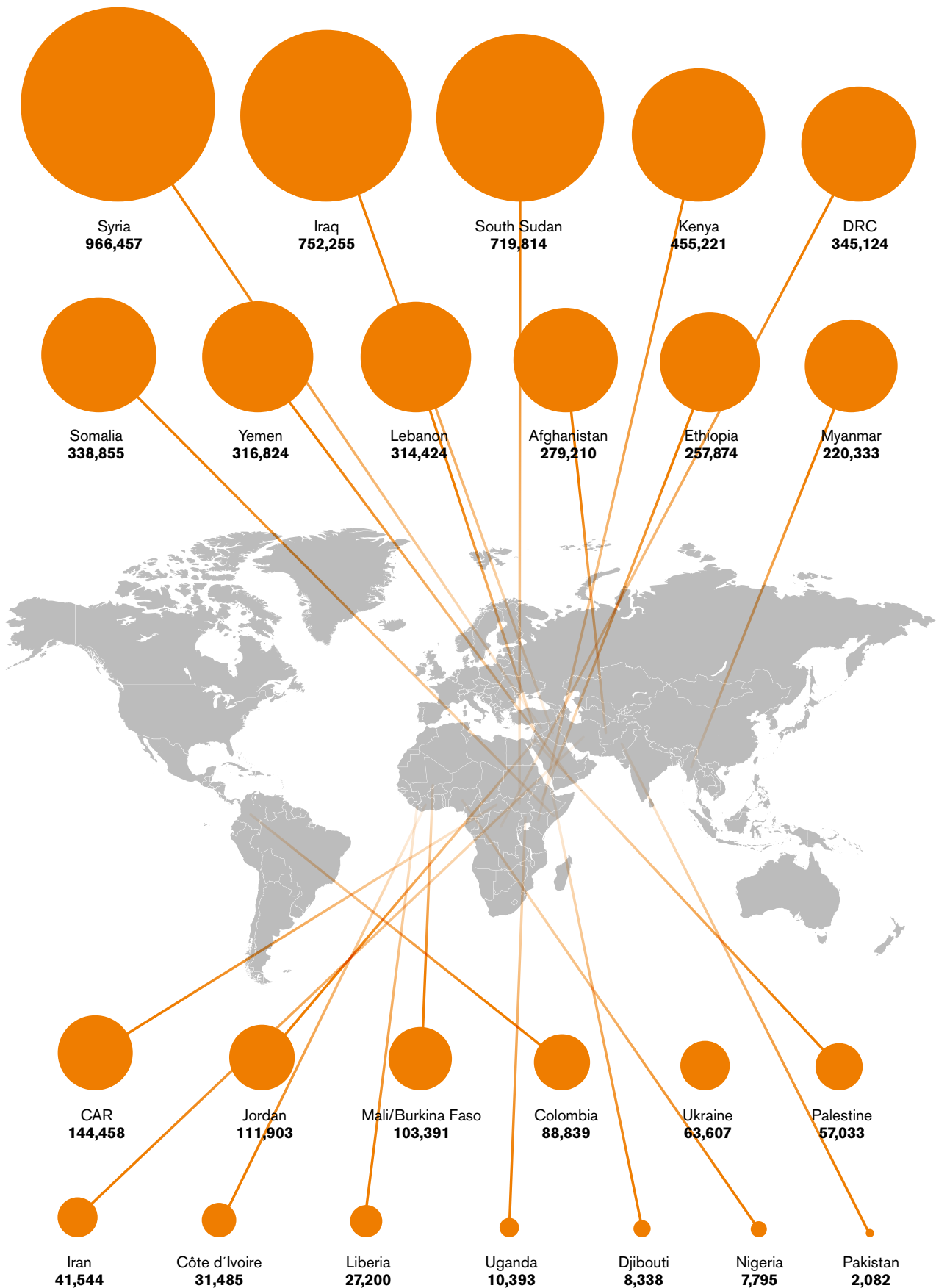
At the heart of NRC's work is our specialised sectors of expertise (core competencies) - camp management (CM), education, food security, information, counselling and legal assistance (ICLA), shelter, and water, sanitation and hygiene (WASH). Within these areas NRC

delivered direct support to refugees, internally displaced, returnees and other people affected by displacement.

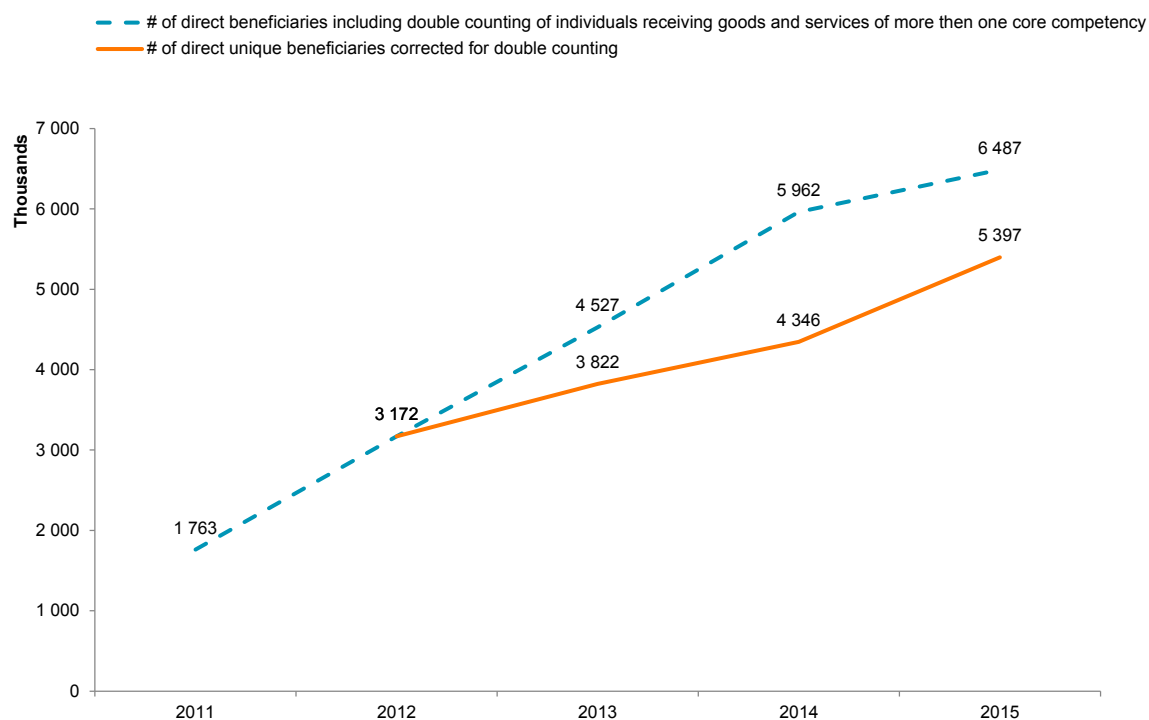
The chapters that follow present summary data organised by core competency and country.

Total beneficiaries in 2015: 5,397,486

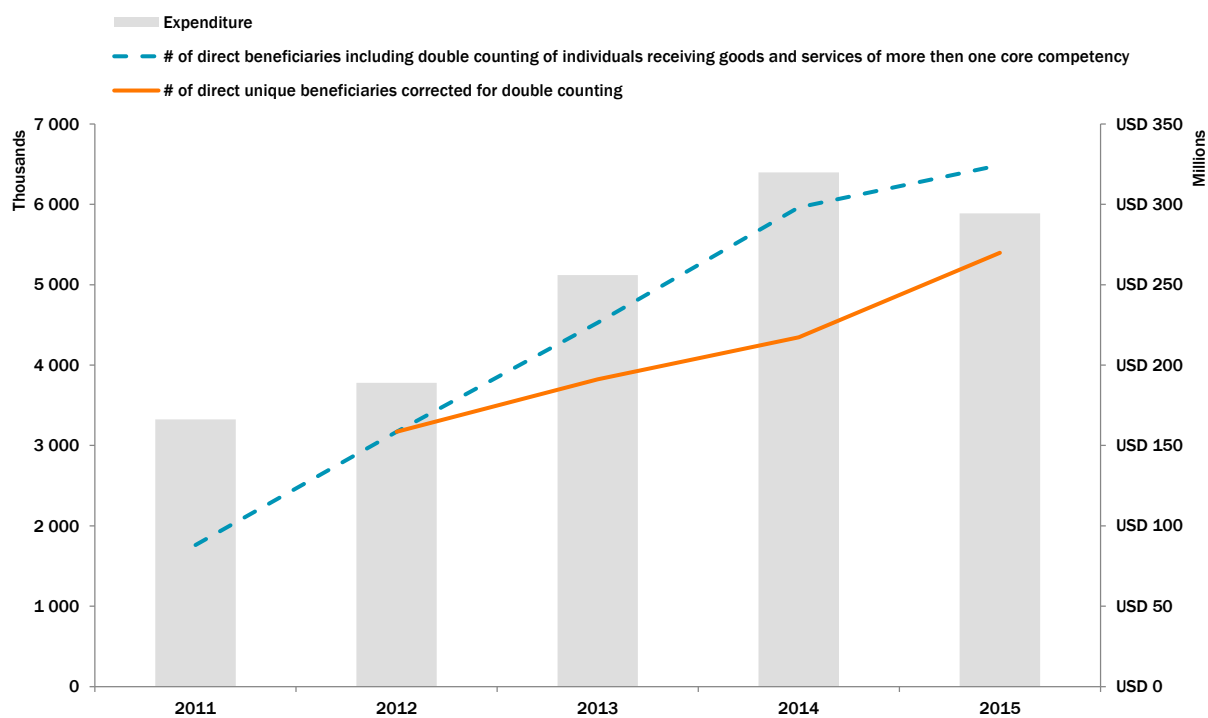
Total beneficiaries reached in each country



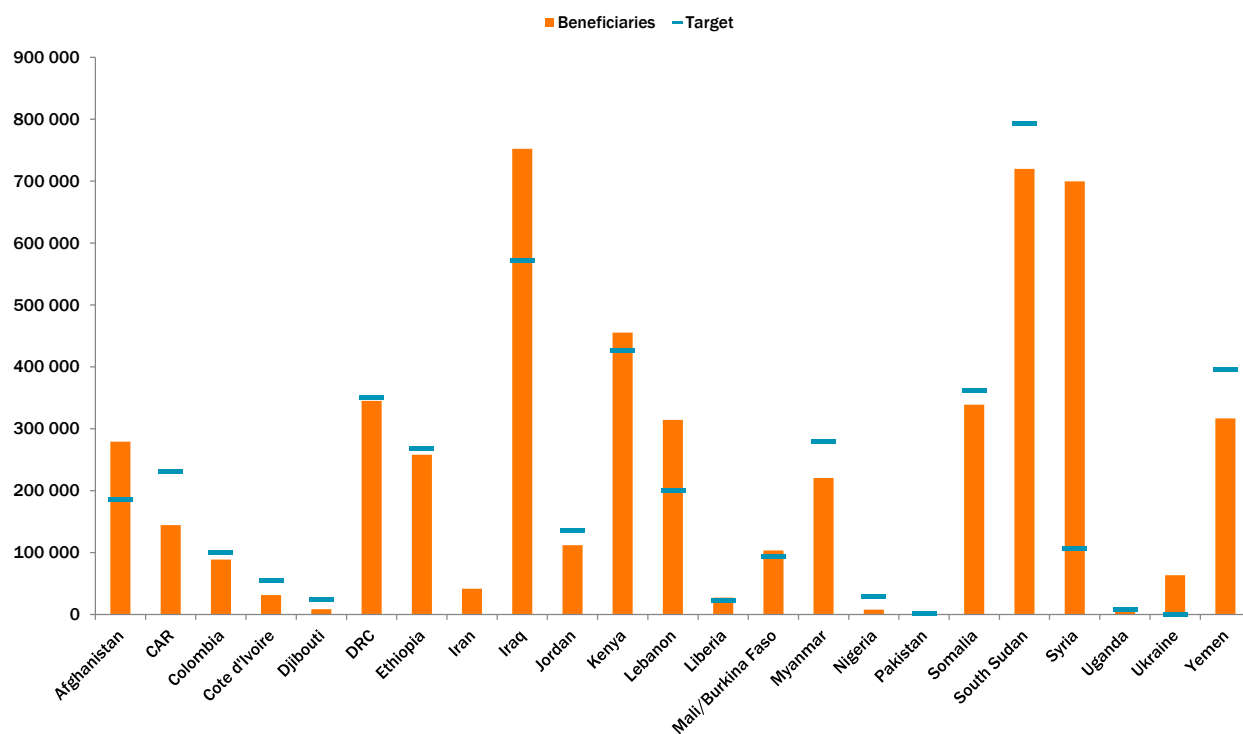
1 Number of direct beneficiaries 2011-2015



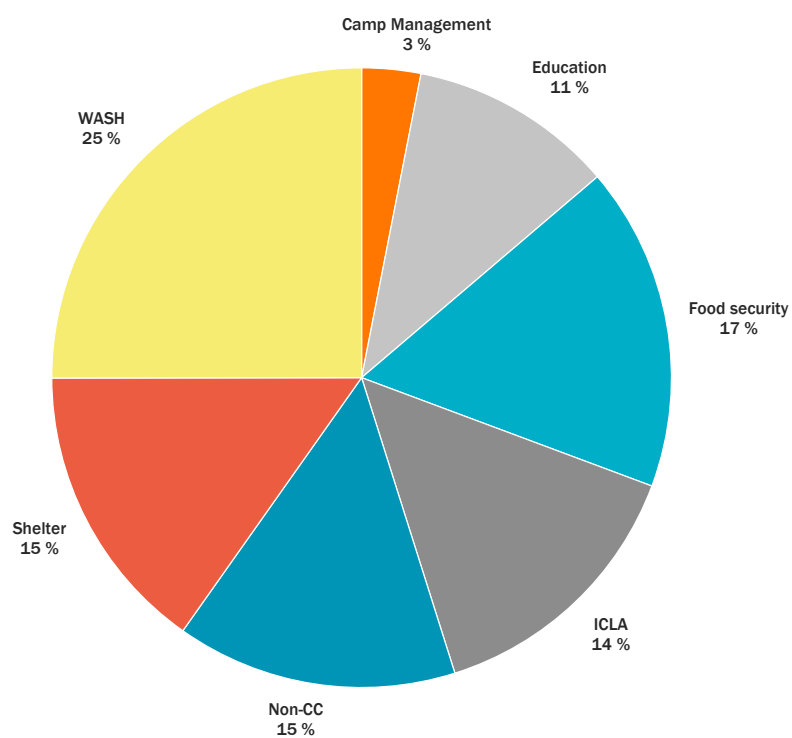
2 Number of direct beneficiaries and expenditure 2011-2015



3 Beneficiaries by country vs target



4 Proportion of direct beneficiaries by core competency



EDUCATION



Half of the world's 58 million out-of-school children live in conflict-affected areas. Safeguarding the right to quality education saves young lives and gives them a brighter future.

In 2015, NRC's education activities reached a total of 584,999 children and youth across the globe. In 2015 NRC Education established a new programme in Syria to reach vulnerable children and youth in remote areas. In addition NRC's education response for Syrian refugee children in neighbouring Iraq, Jordan and Lebanon increased. NRC Education scaled up programming for South Sudanese children and youth both within country as well as in Uganda, Kenya and Ethiopia. In 2015 NRC exited the Liberia and Côte d'Ivoire operations, where sustainable education programmes have been put in place. In 2016 NRC's sectors of expertise will collaborate to scale up our education response globally. In accordance with the 1 Million Campaign NRC will provide education for one million children by the end of 2017. Throughout the year NRC Education has put considerable focus on improving the quality of NRC's activities. This has been done through developing a quality assessment tool to monitor progress and our on-going projects took great strides. The tool is still under development but it has been successfully tested in DR Congo and Iran.

Youth and the workforce

In Myanmar a Vocational Life Skills and Education (VLEC) programme has been developed offering a 3-month entrepreneurial training and mentoring programme for young displaced people. The programme benefitted 300 young men and women; however 100% of the graduates were reported to have been engaging in livelihood activities upon programme completion, with 97% starting their own businesses and significant increases in average earnings.

Reducing trauma

The 'Better Learning Programme' (BLP) is a school-

based intervention combining psychosocial and educational approaches, designed for children who suffer from acute crises, protracted and/or post conflict to such an extent that they have problems in learning and engaging in ordinary education processes. The BLP targets school age children, aiming to help them recover their lost or reduced learning capacity, strengthen resilience and promote well-being.

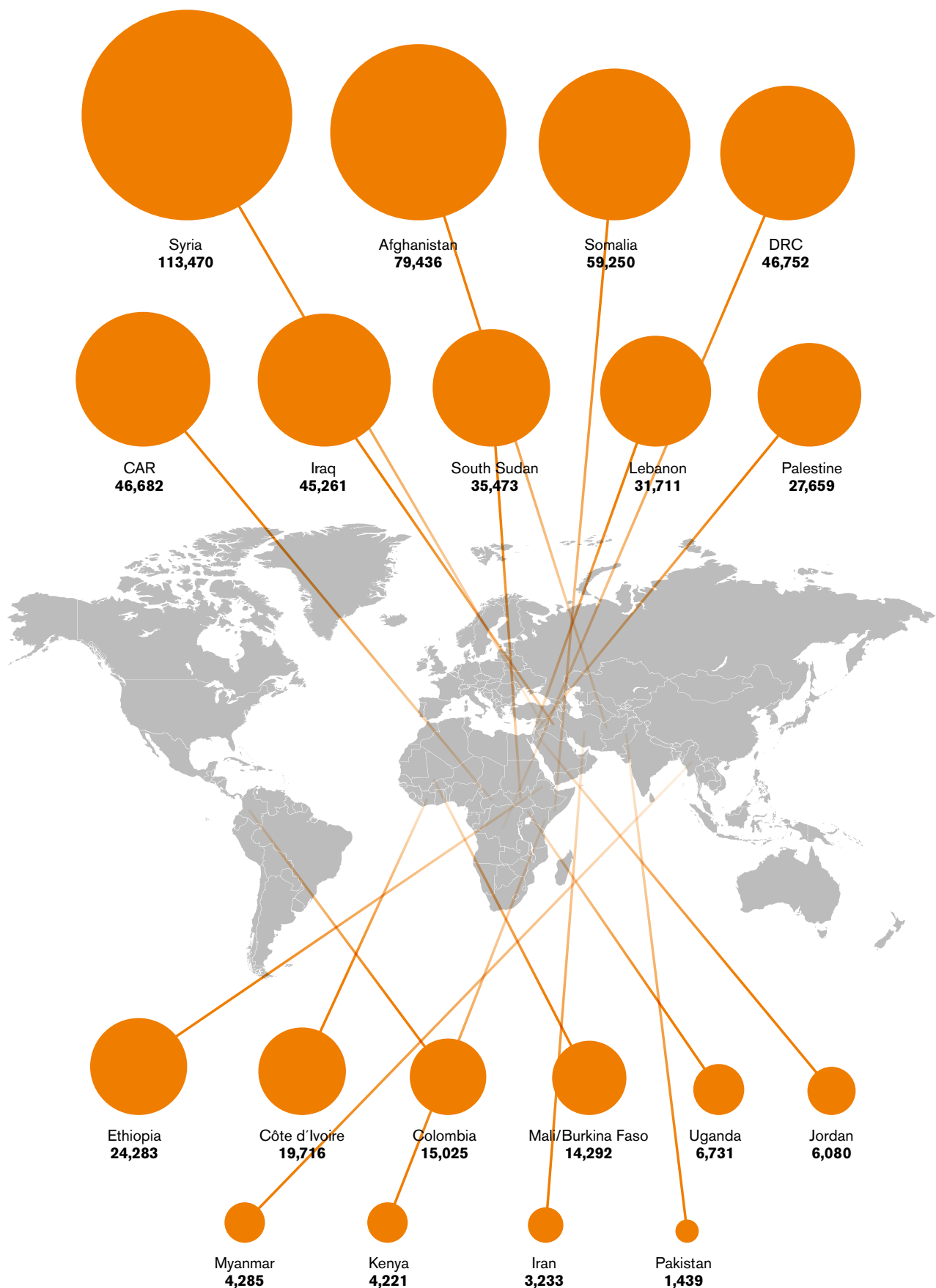
In the Gaza Education programme, the BLP saw a frequency drop from 5 to 0.5 nightmares per week. This significant reduction among the pupils showed a reduction of one of the most prominent post-traumatic stress systems and an increase in the quality of sleep. In the West Bank, 67% of the interviewed students reported having their nightmares decrease to 0 or 1, while the remaining also reported significant reduction. Overall 83% of teaching and non-teaching staff were able to correctly replicate key skills and attitudes covered in the training.

Getting Young Mothers into Education

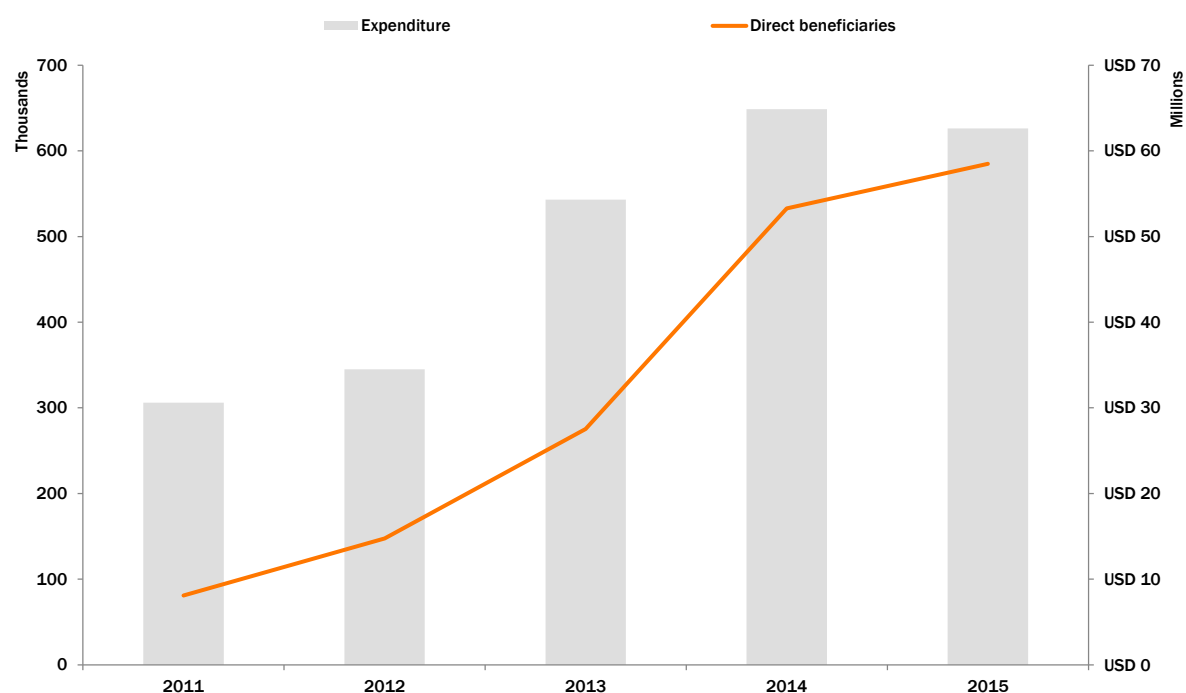
NRC has taken various steps to strengthen female retention rates in areas where women's education is under prioritized. In Côte d'Ivoire NRC developed a specific stream of Accelerated Education provision which took into account barriers to sustainable school reintegration for girls. Evaluations showed that early pregnancy, marriage, household poverty and parental neglect of the importance of girls' education affected reintegration into the formal schooling system. NRC Education and the Food Security & Livelihoods Programme developed a holistic strategy to support family household economies while enhancing schools' annual budgets. These 'Mothers' Clubs' comprised of Accelerated Education students' mothers stimulated income generating activities to address the economic barriers to education.

Total EDUCATION beneficiaries: 584,999

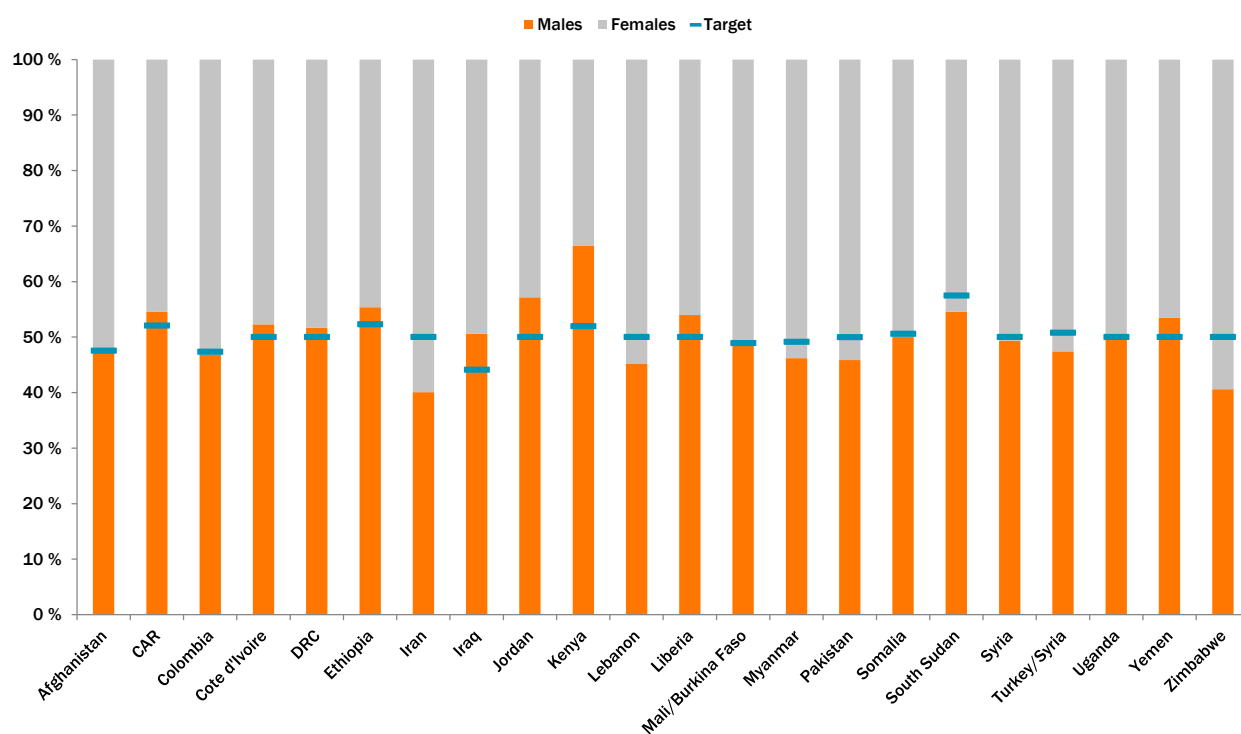
EDUCATION beneficiaries reached in each country



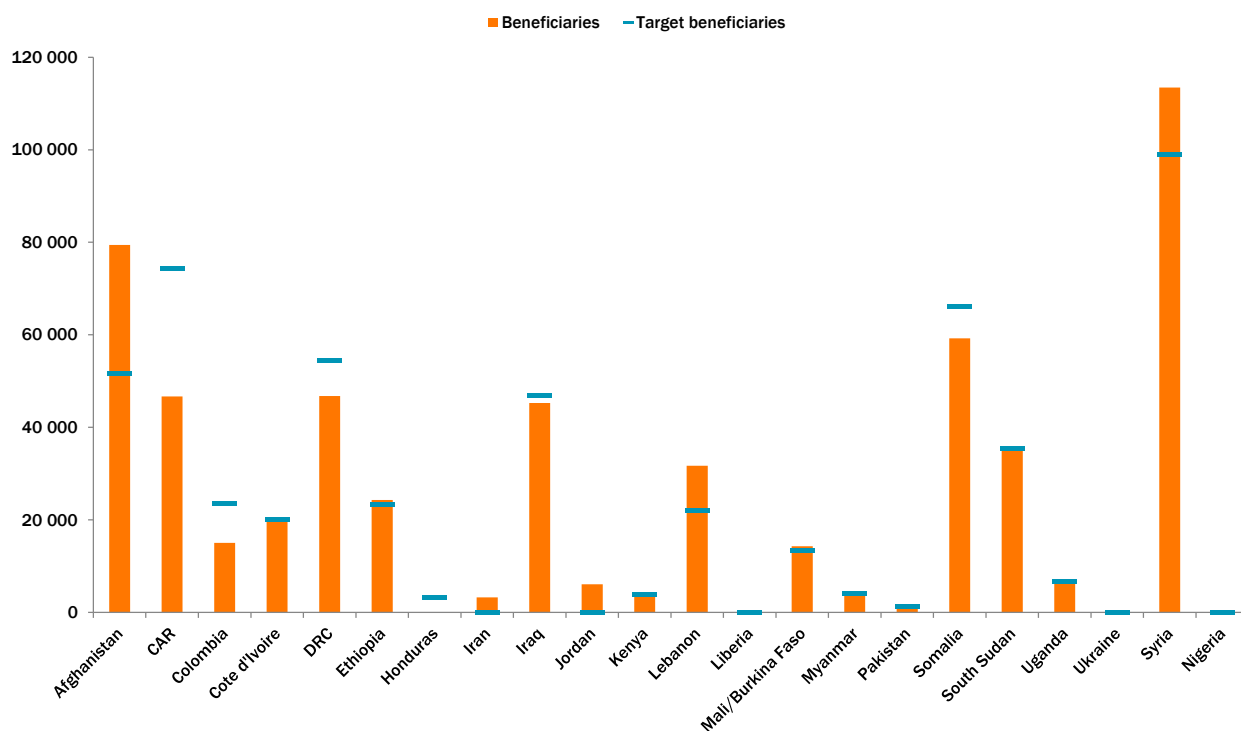
1 Education beneficiaries 2011-2015



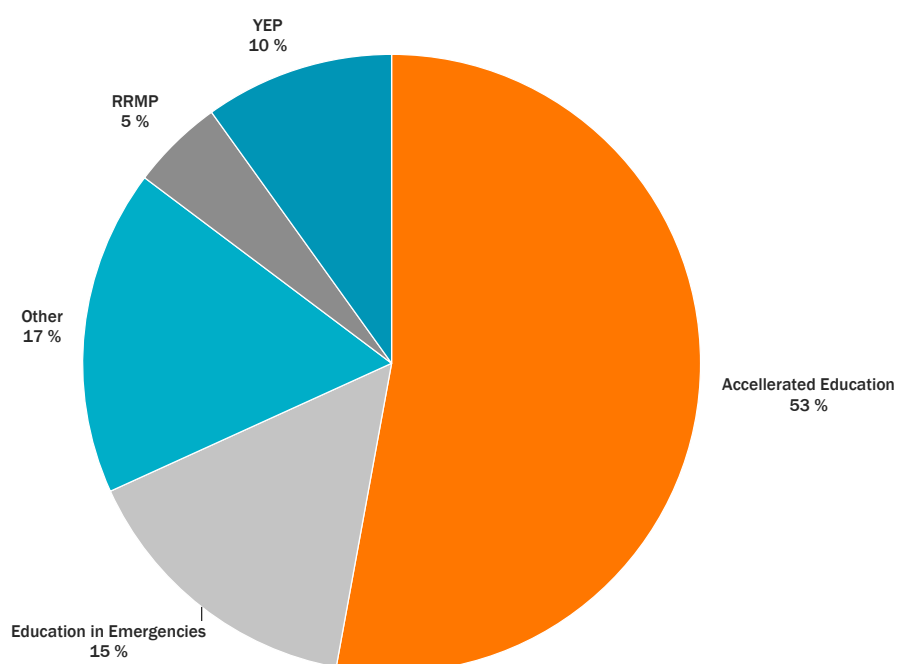
2 Share of learners enrolled by sex



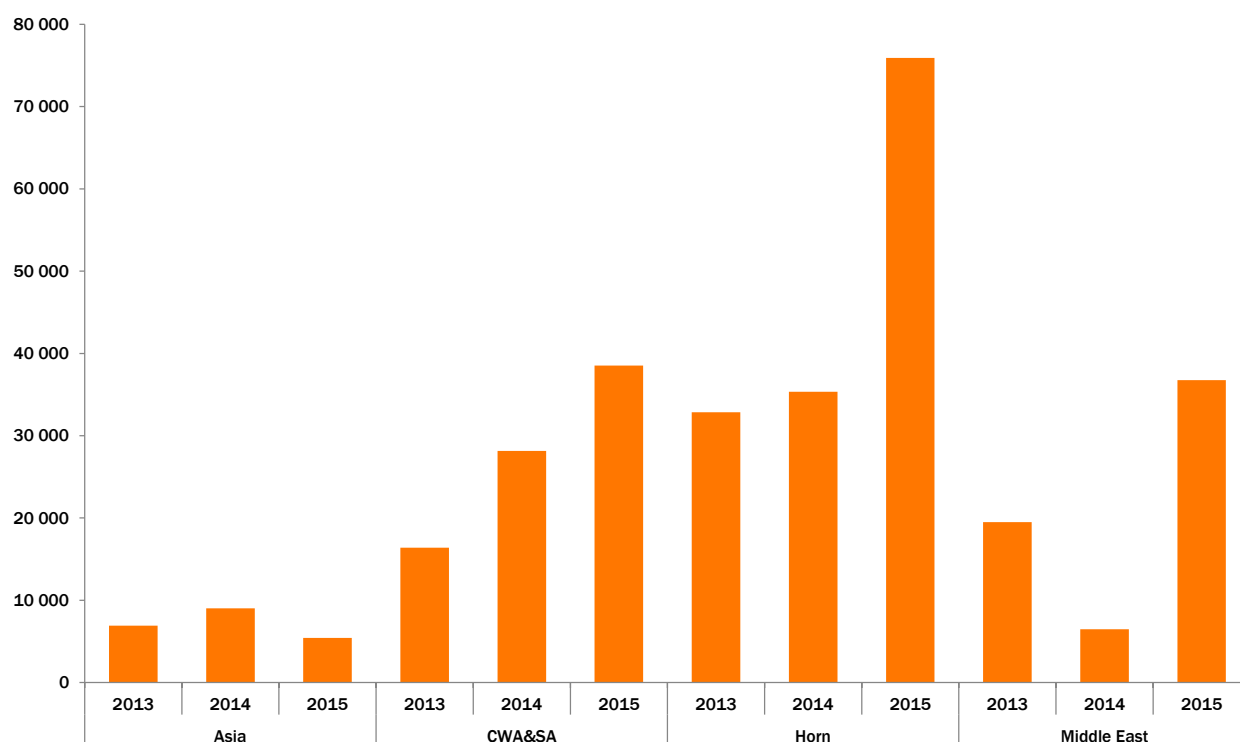
3 Beneficiaries vs expenditure by year



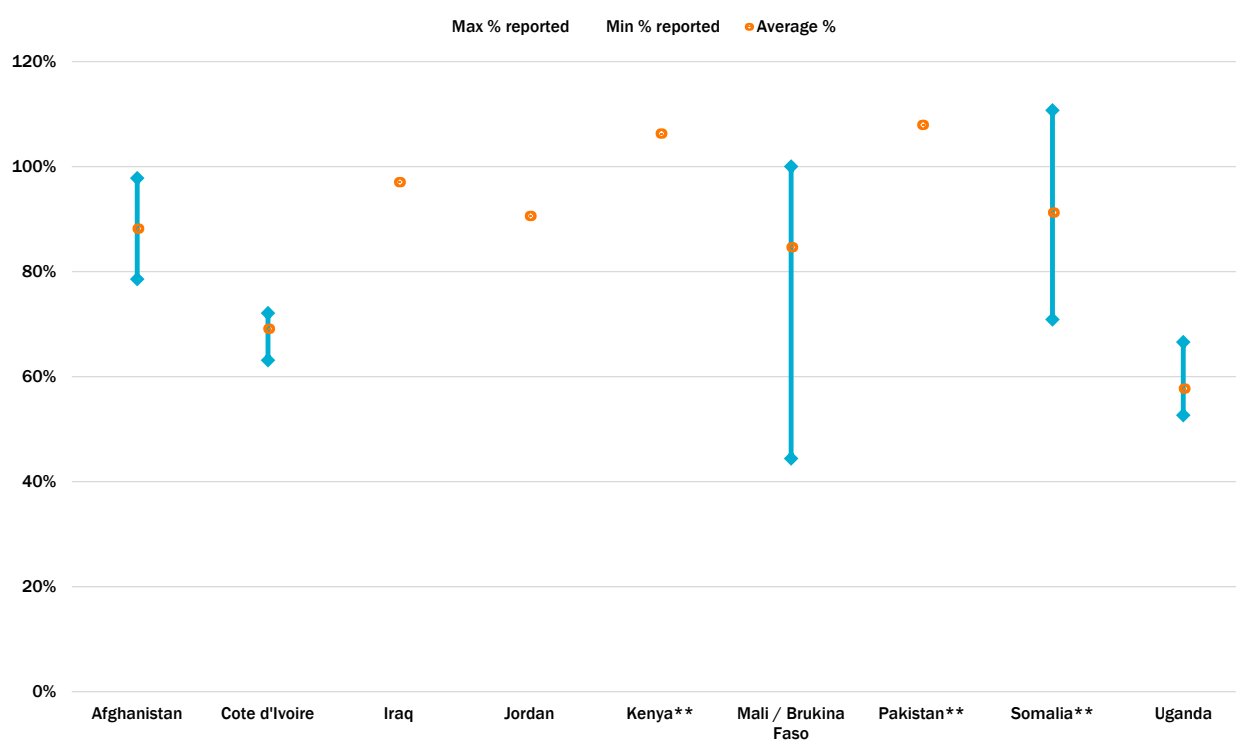
4 Proportion of learners enrolled by programme type



5 Accelerated Education (AE) learners enrolled by region and year

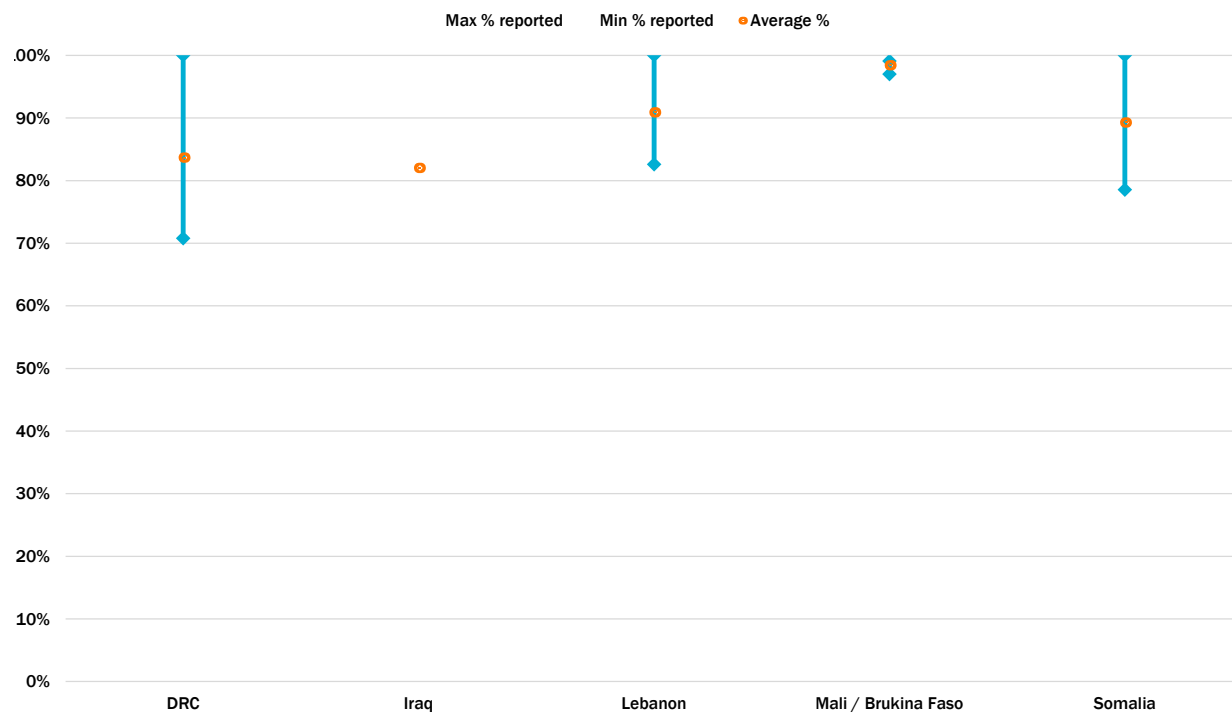


6 Pass rate of AE students at target level in core subjects*



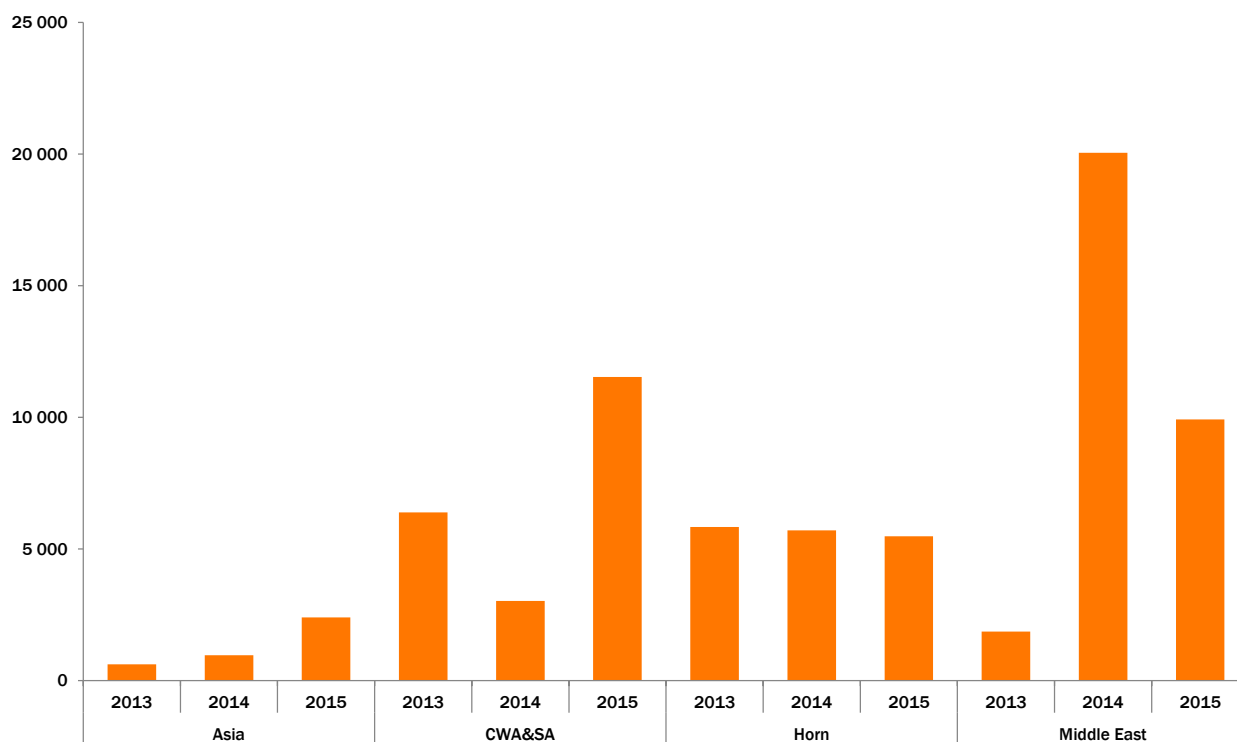
* E102. Kenya, Pakistan and Somalia have an error in the calculation giving above 100% achievements

7 AE student enrollment rate in formal school system*

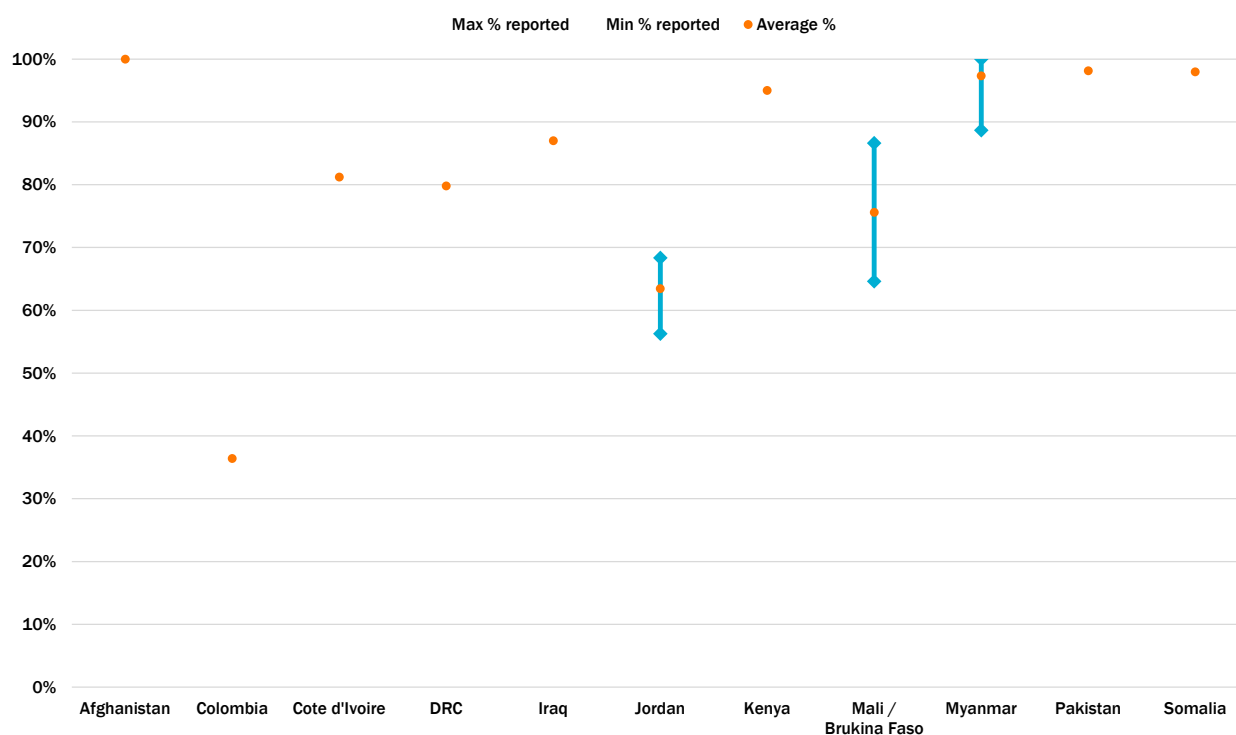


* E103

8 YEP learners enrolled

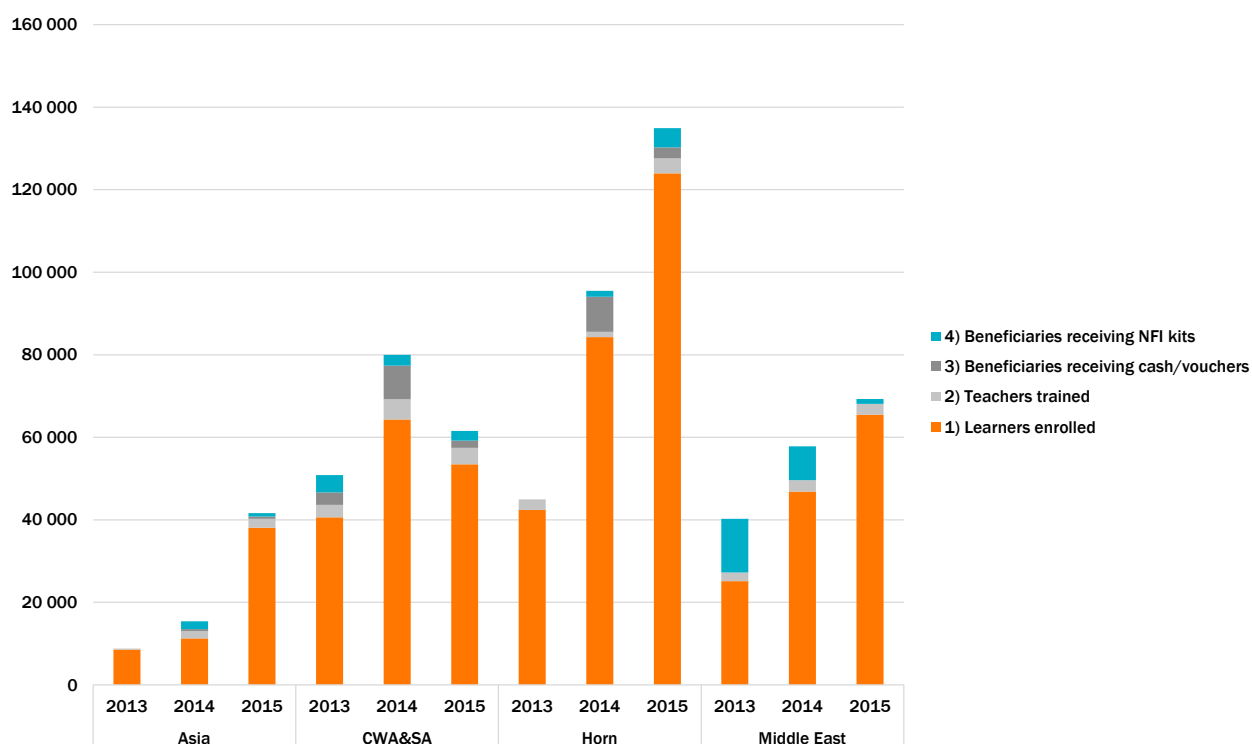


9 | Learners in YEP programmes with formal/informal certification*

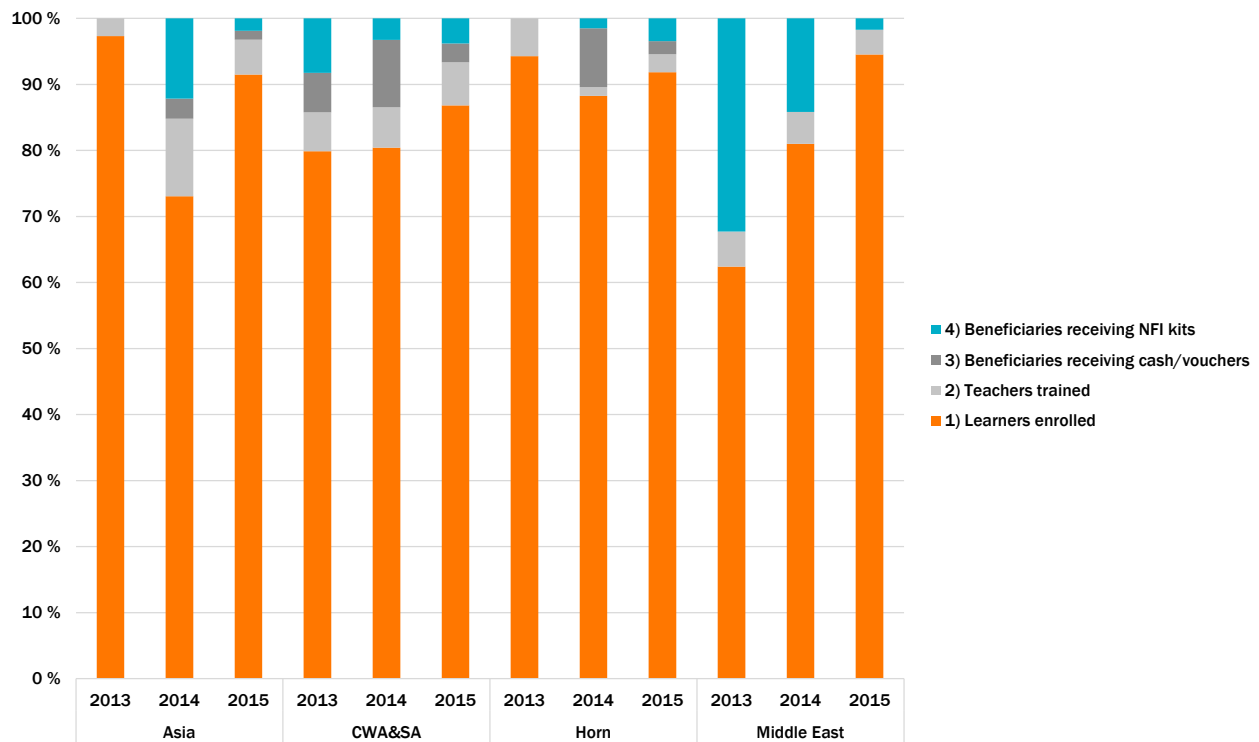


* E100

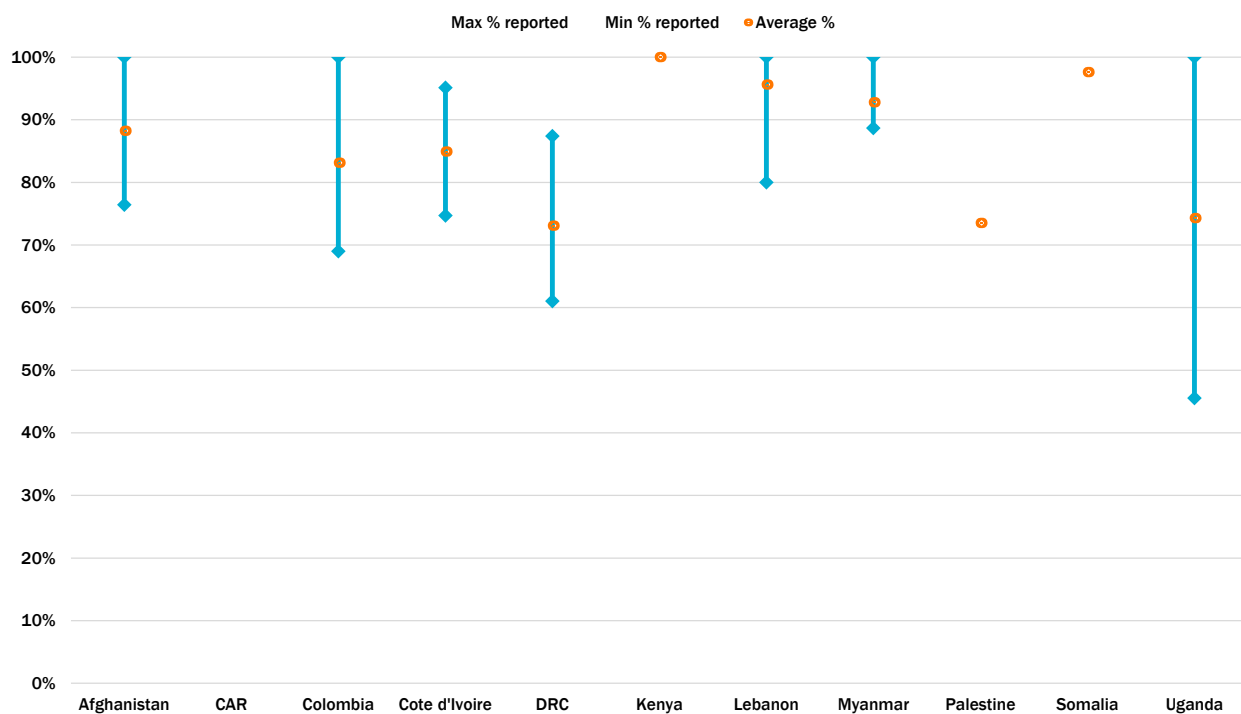
10 | Key education indicators by region and year



11 Key educational indicators by region and year

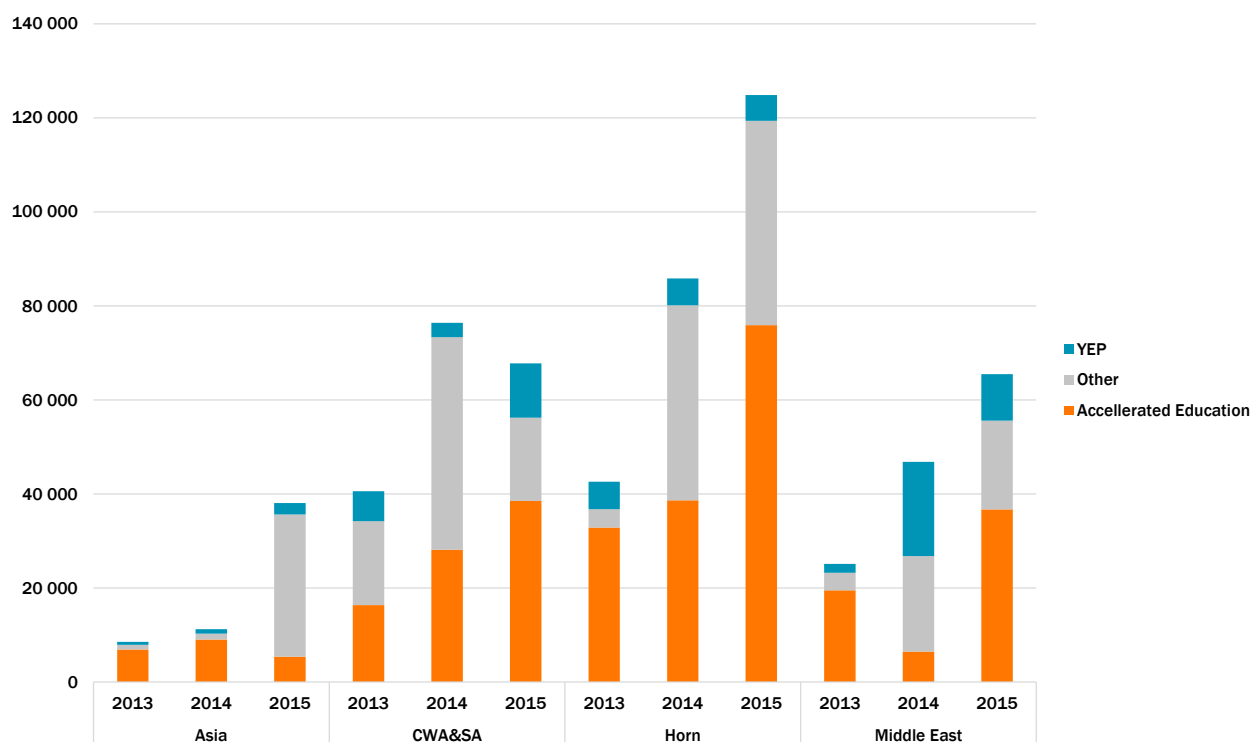


12 Participants in education capacity training who demonstrates proficiency in target instruction areas*

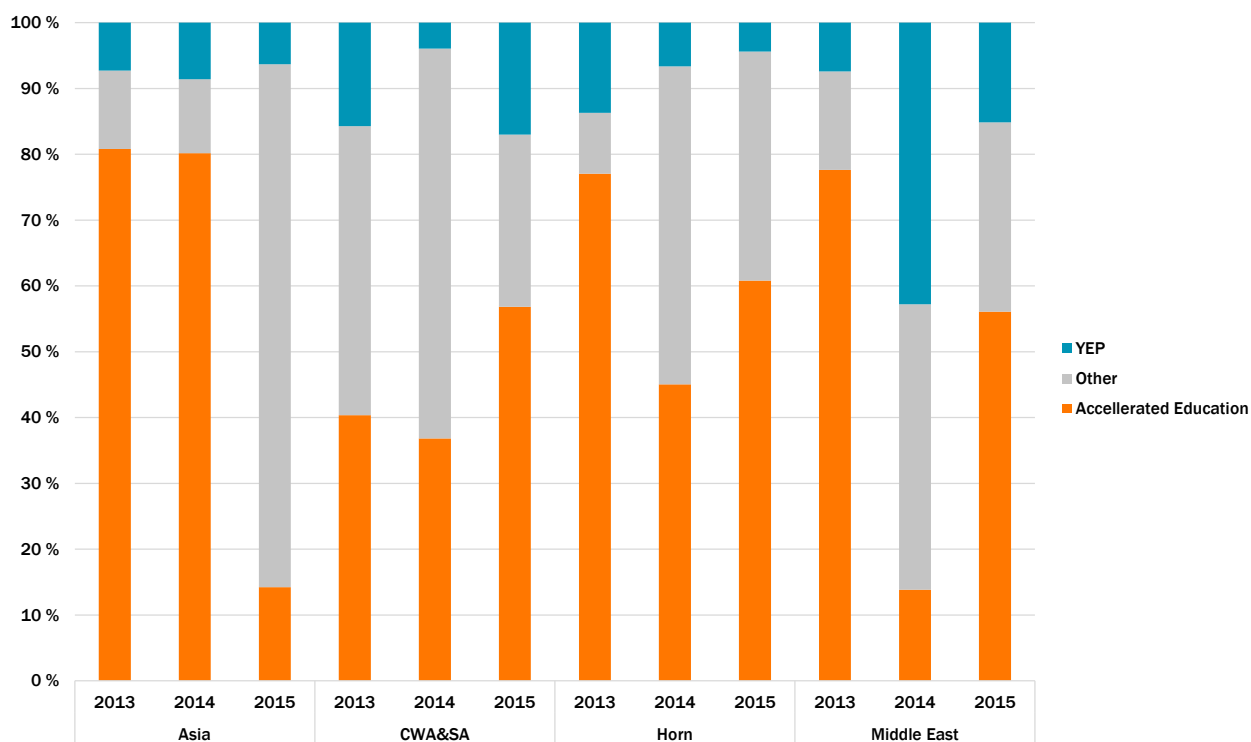


* E106

13 Learners in programme type, by region and year



14 Proportion of learners in programme type, by region and year



SHELTER



A roof overhead is among the most urgent needs for a displaced person, and a basic right. Our shelter activities range from providing tents in emergencies to securing tenure arrangements in long-term displacement.

Our shelter activities provide life-saving physical protection. We work to meet psychosocial needs, enabling displaced people to live in a safe, supportive and culturally appropriate setting. In acute emergencies, NRC provides a range of shelter solutions, we plan and prepare camps and settlements, construct spaces for schools and communal infrastructure, and distribute household items. In situations of protracted displacement, we link settlement options to viable livelihood opportunities, support dependable tenancy arrangements and coordinate across sectors to secure access to social services. Throughout, NRC ensures water and sanitation facilities.

NRC provided shelter support to more than XX people in 2015; another XX people benefitted from our non-food item (NFI) distributions. Our work included individual and collective housing, schools, social and technical community infrastructure, settlement and camp planning.

The year in review

Our shelter teams worked closely with other sectors to deliver holistic, comprehensive assistance. We scaled up school construction and are developing a standard for constructing schools. We streamlined our cash modalities to allow more flexibility – for example in Afghanistan

a hybrid system of conditional cash grants and in-kind support allowed displaced persons to construct shelters that met their individual needs. We also reinforced our SIM card banking technology, which increased efficiency and reduced risks.

In 2015 we expanded our reach to new areas of Nigeria, where we built “way point shelters” for people on the move, and to the southern Balkans, supporting refugees arriving in Europe by establishing reception and transit centres.

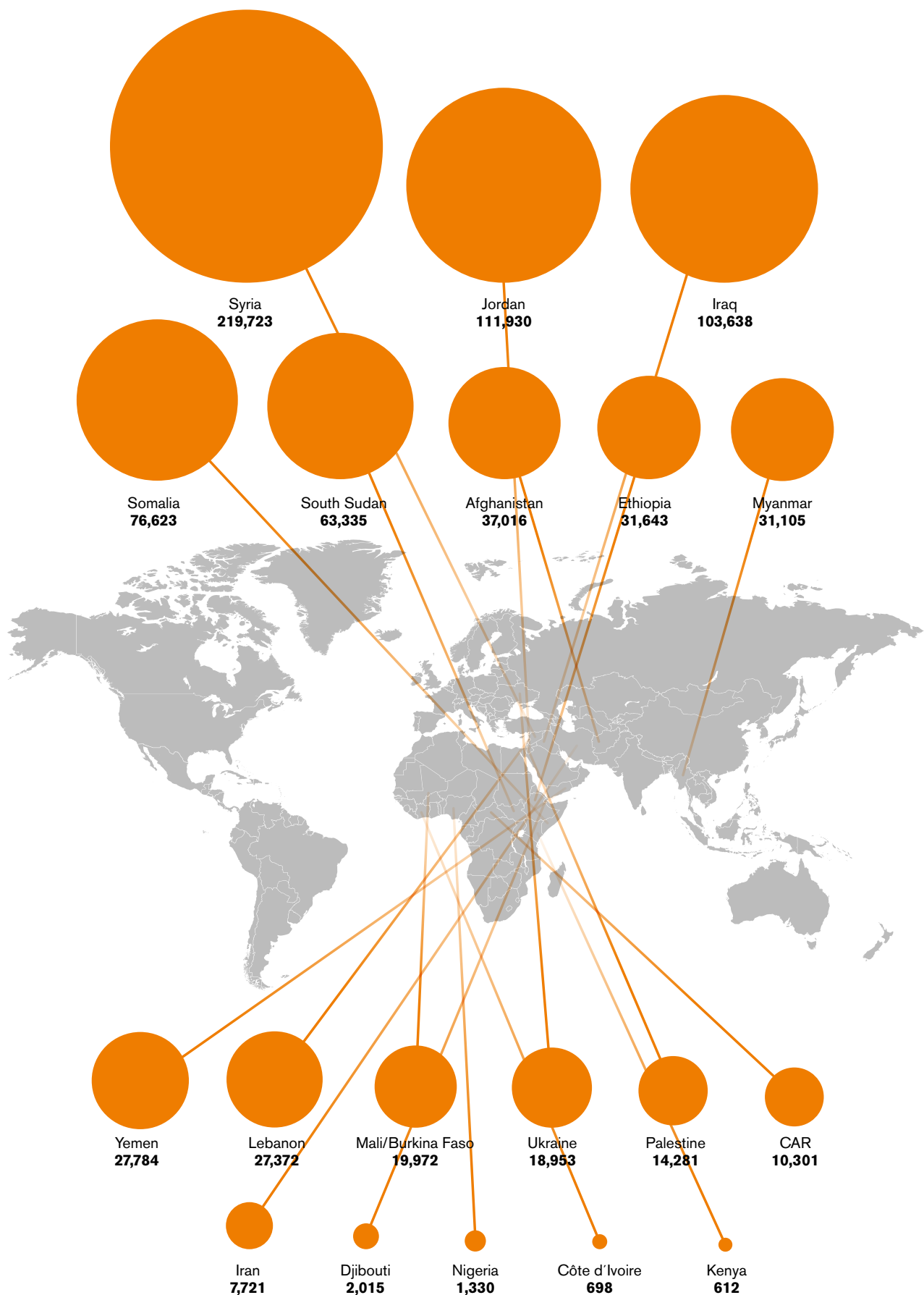
We enhanced our monitoring and assessments, piloting NRC’s new module for quality assessment. This module has strengthened both programme compliance with sector standards as well as performance documentation.

In Jordan and Lebanon, we continued to repair and increase the housing stock. A critical evaluation of our response allowed us to refine our “affordable housing” system for urban areas. Thanks to the findings of this evaluation, we will begin to roll out the system globally.

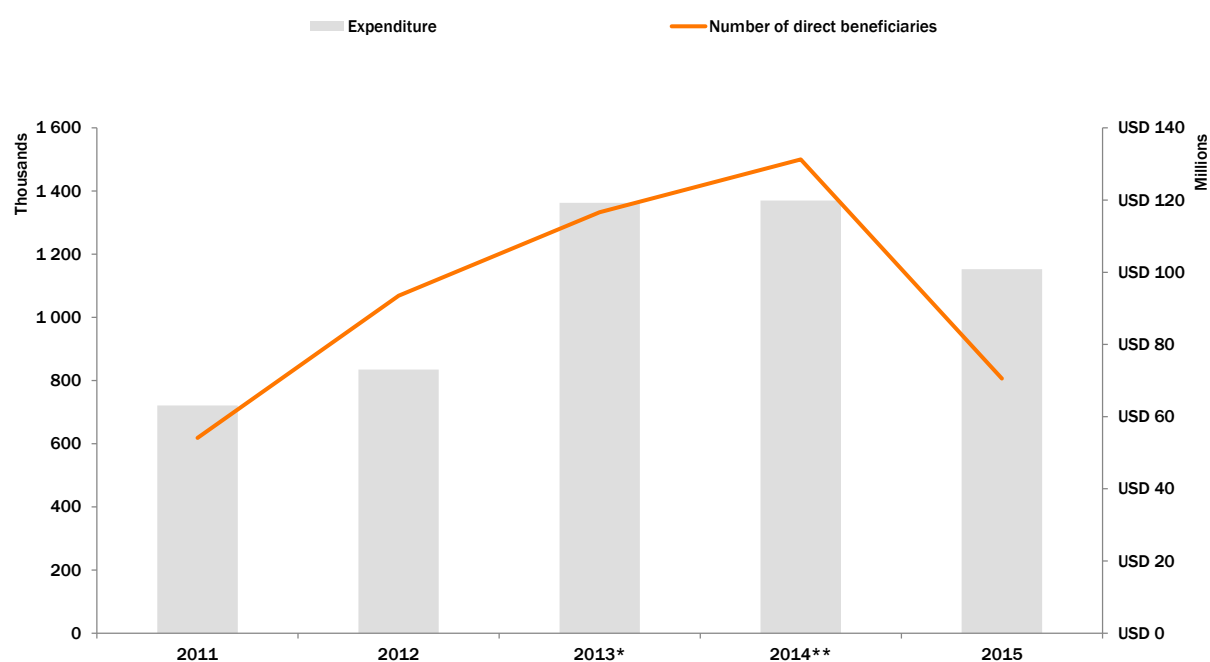
Also in 2015 NRC contributed to shelter coordination through its active role in the Strategic Advisory Group of the IASC Global Shelter Cluster.

Total SHELTER beneficiaries: 806,052

SHELTER beneficiaries reached in each country

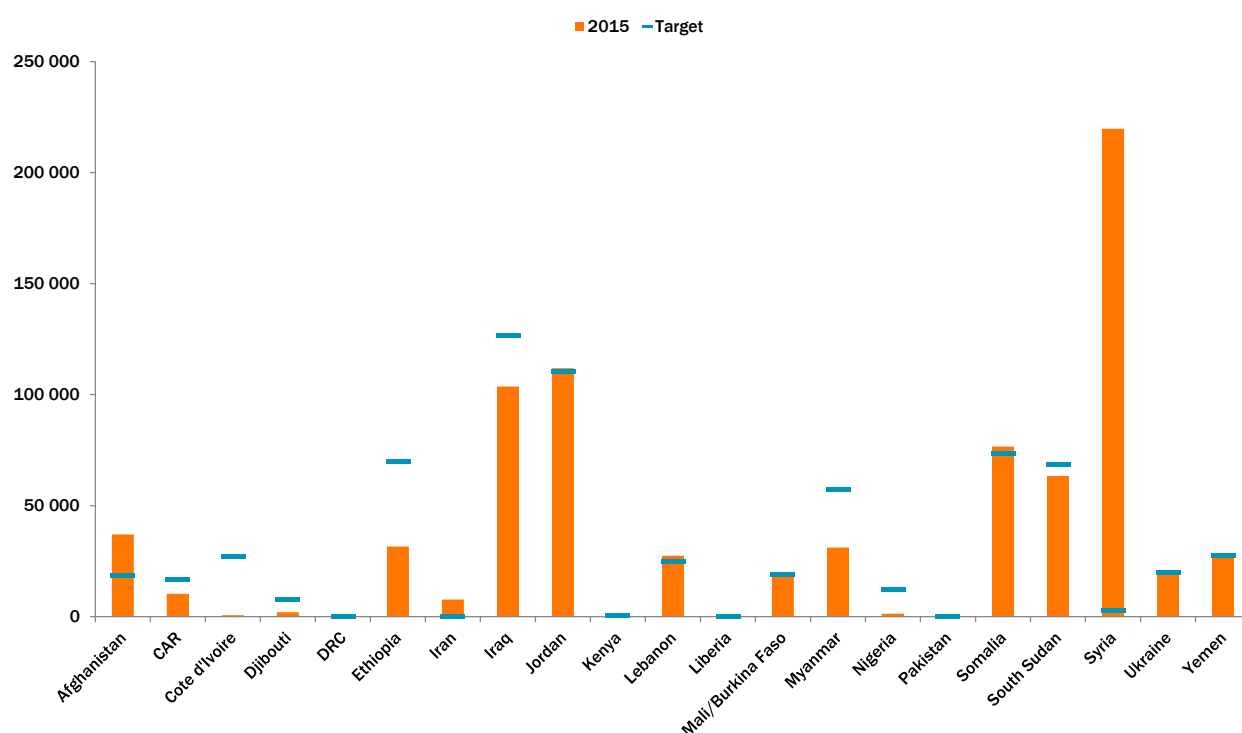


1 Shelter beneficiaries 2011-2015*

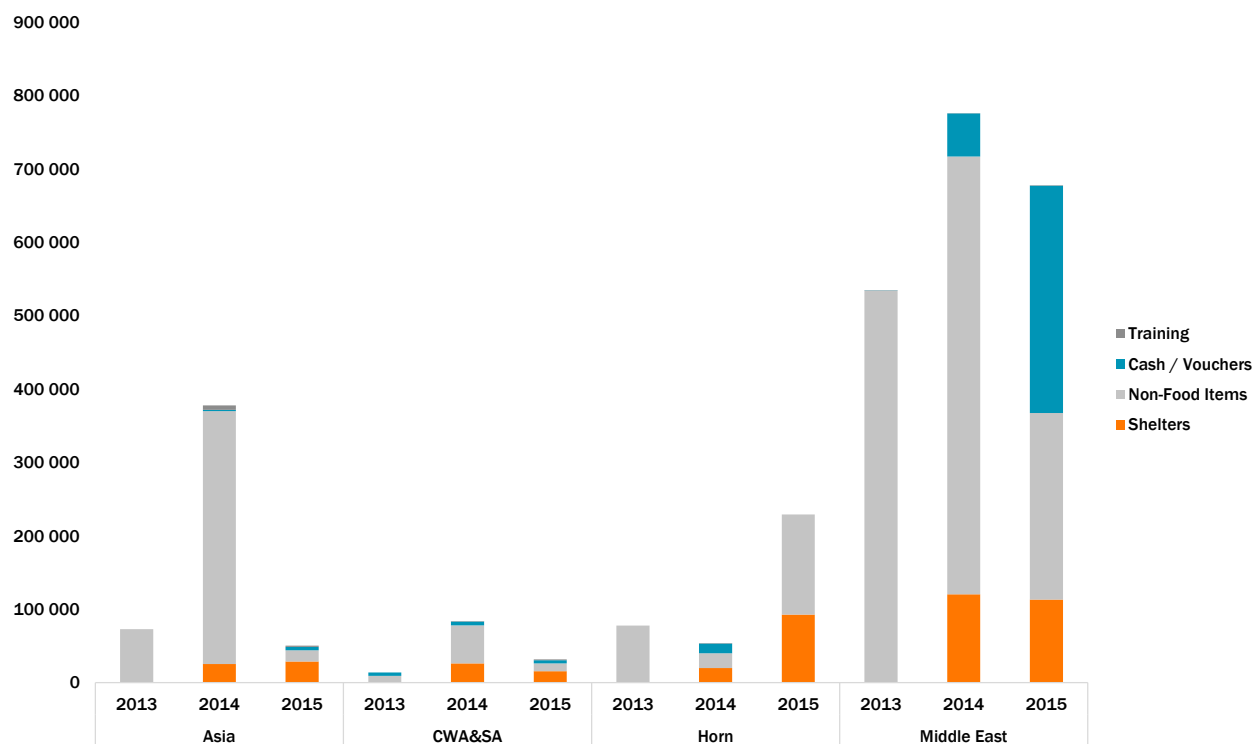


* Double counted corrected in Kenya. Shelter/WASH: Double counted corrected Kenya and Jordan, also includes Multicomponent programmes

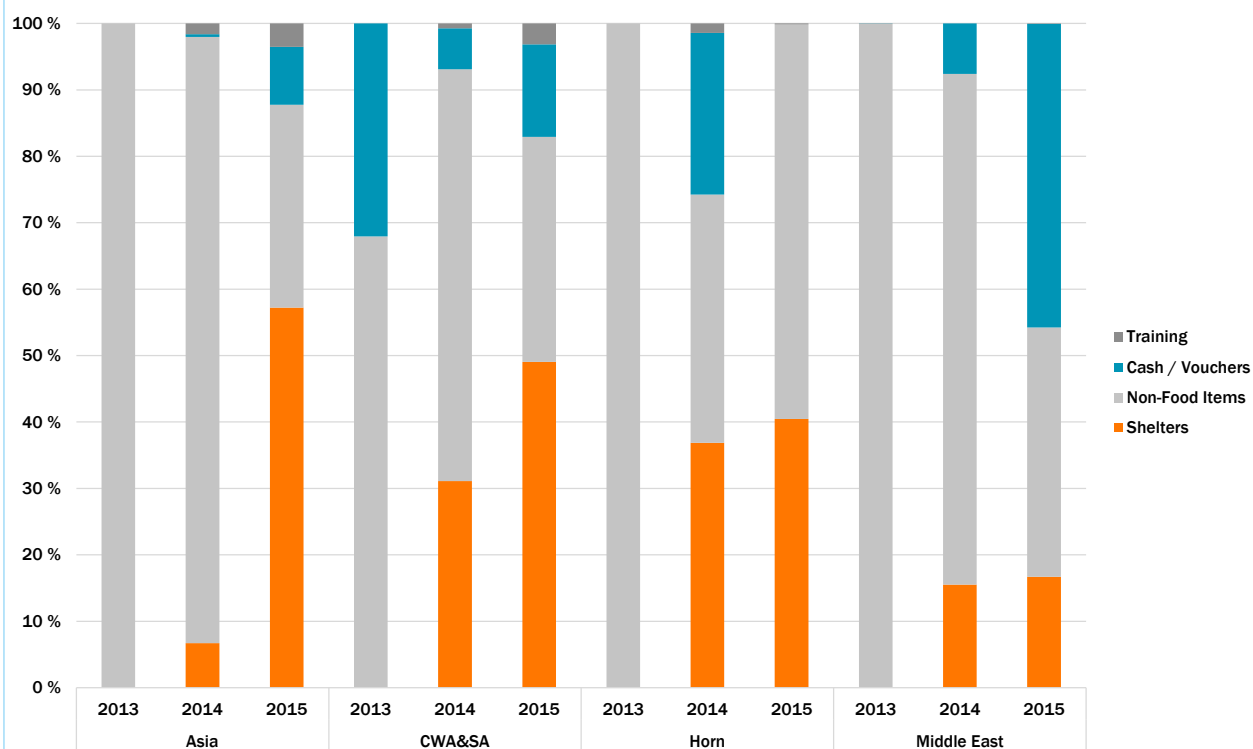
2 Direct Shelter beneficiaries by country



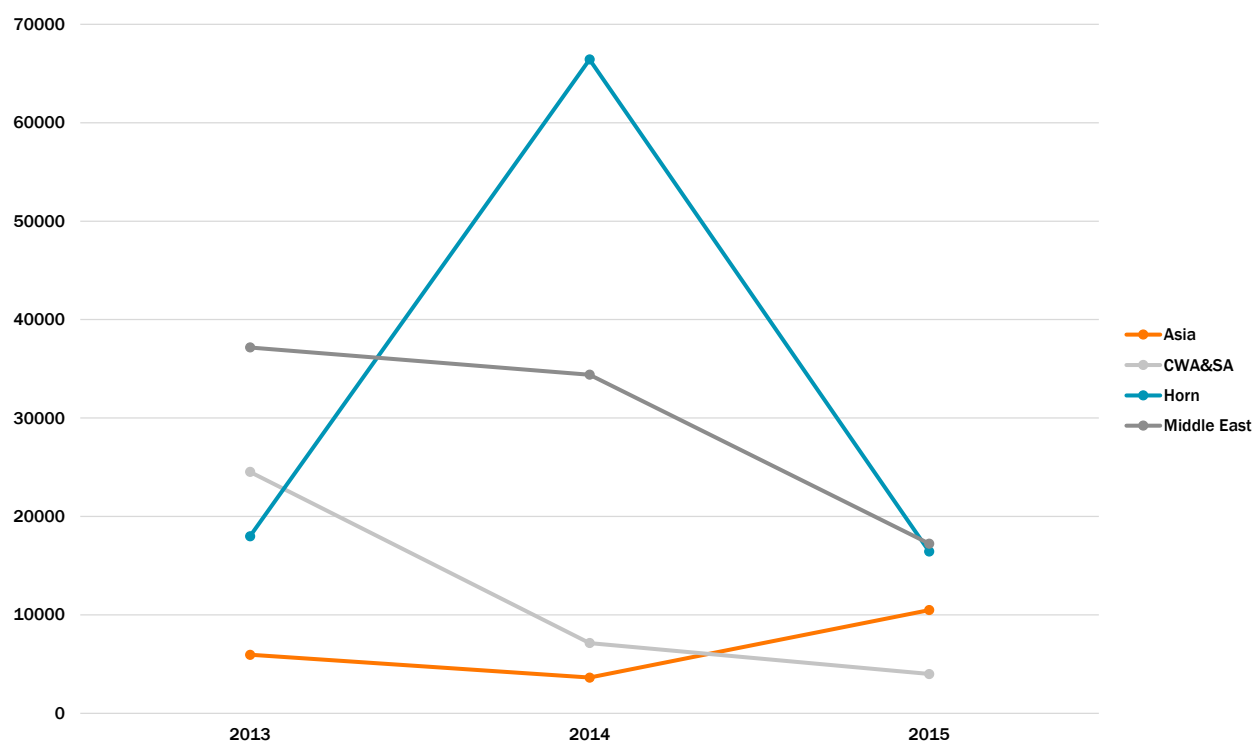
3 Number of beneficiaries receiving key shelter items/services by region and year



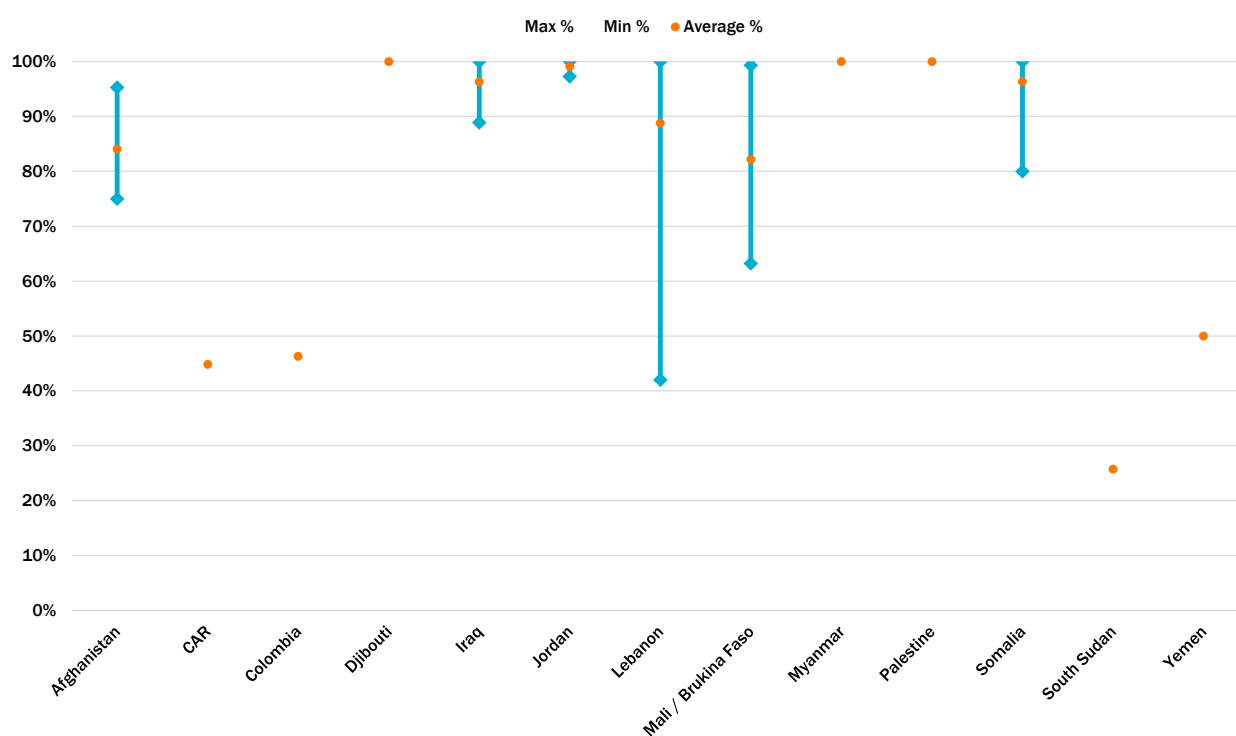
4 Share of services or items received by beneficiaries by region and year



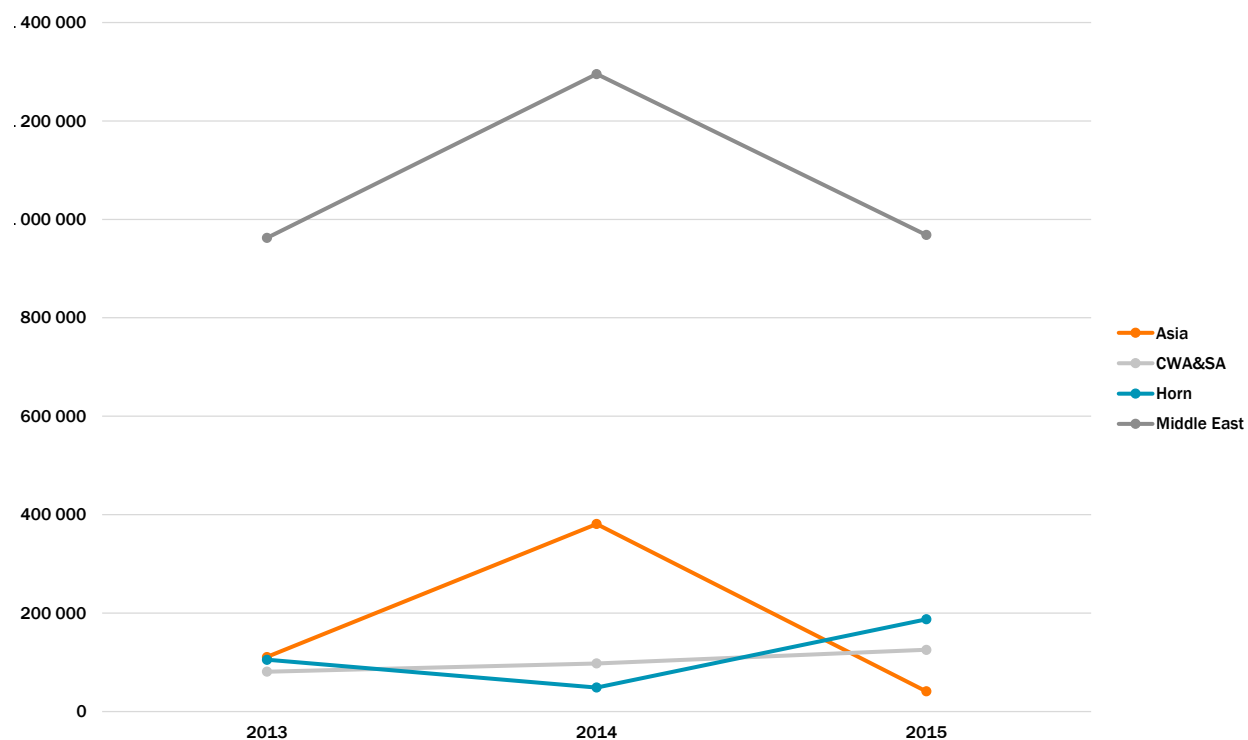
5 Numbers of shelters constructed by section and year



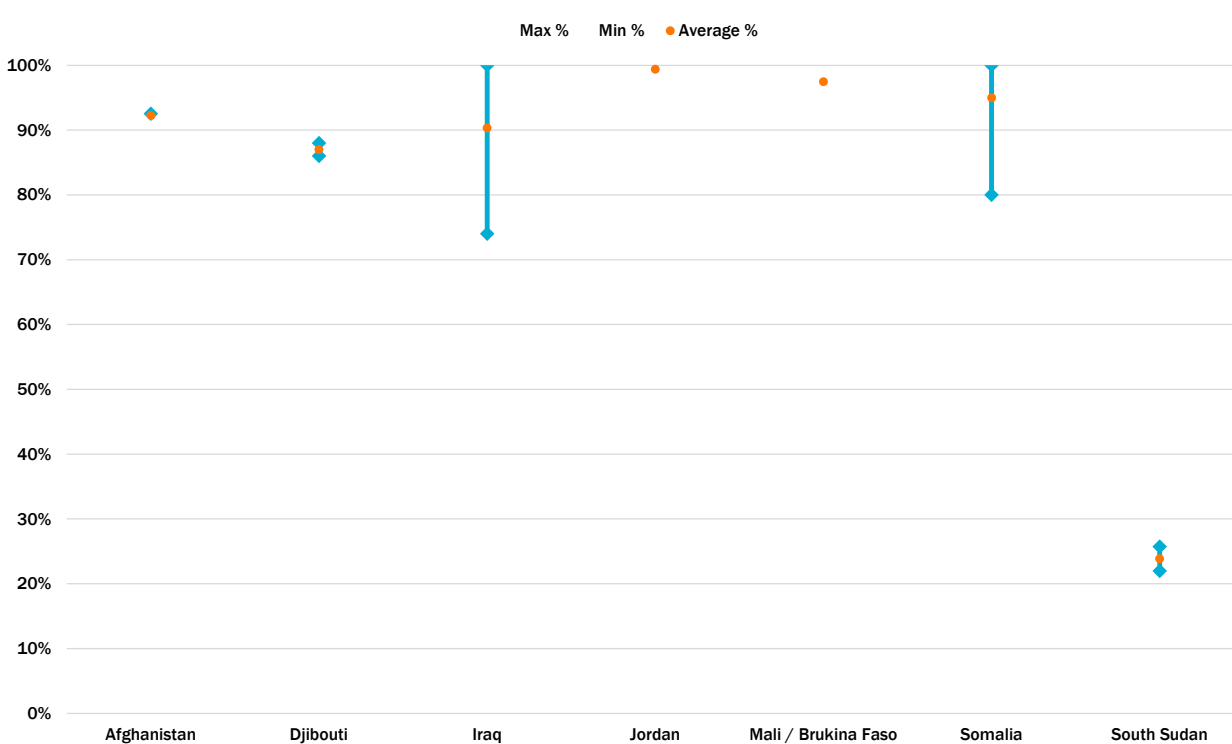
6 % of shelters occupied at time of monitoring



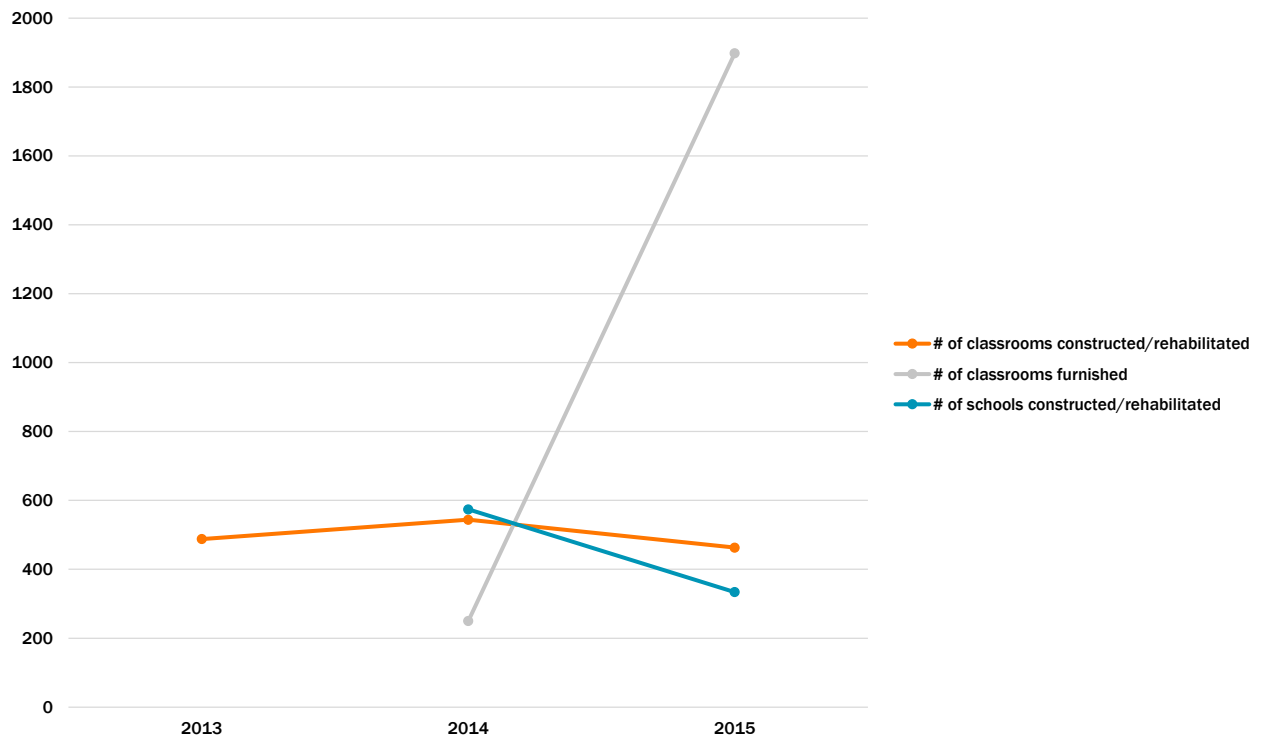
7 Numbers of NFI kits distributed by section and year



8 % of beneficiaries using distributed materials



9 | Number of school and classroom construction/rehabilitation by year





Displaced women and men experience human rights violations in all phases of displacement and are often denied justice. Our Information, Counselling and Legal Assistance (ICLA) programmes assist them in claiming their rights, overcoming displacement and building new lives.

Displaced persons face particular obstacles to enjoy their housing, land and property rights (HLP). Many have lost their homes as a result of conflict and may be subject to forced evictions and other abuses during displacement and on return. Women are particularly affected. They are further denied HLP rights by repressive social norms within their families and communities. ICLA works with a range of available justice mechanisms traditional, religious and statutory to help solve disputes over HLP and promote access to justice.

Displaced persons' access to rights and services, such as food, housing, education or health, is often dependent on a recognised legal identity. For refugees, legal identity can be vital to their ability to remain legally in a country. ICLA assists them to access legal identity documents necessary to enjoy their rights.

The year in review

In 2015, NRC provided information, counselling and legal assistance to 736,391 persons in 20 countries. Over half of these were women, reflecting our long-standing commitment to supporting displaced women claim their

rights. The majority of our assistance centred on HLP rights as well as documentation for legal identity.

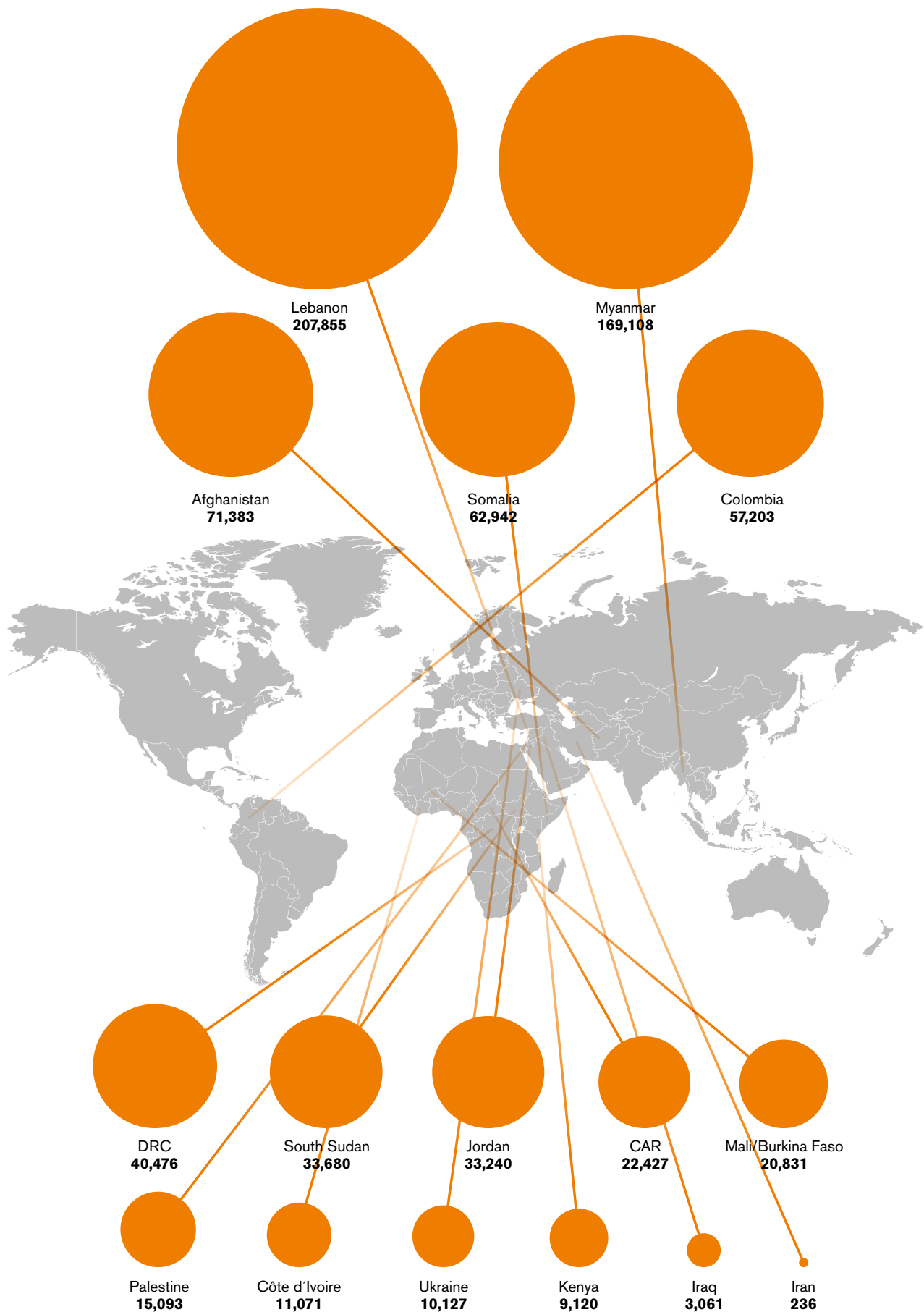
Further, ICLA has continued providing assistance to refugees to access status determination procedures or legal stay in countries of asylum and assist IDPs access registration procedures when this is relevant to further access rights and services, such as in Colombia or Ukraine.

The year saw a suspension of operations in Pakistan as well as the exit of our Ivory Coast country programme with a successor local NGO taking over our ICLA work. ICLA assessments in Nigeria, Europe and Syria led to the establishment of new NRC programmes. We also established and significantly scaled up an ICLA programme in Iraq.

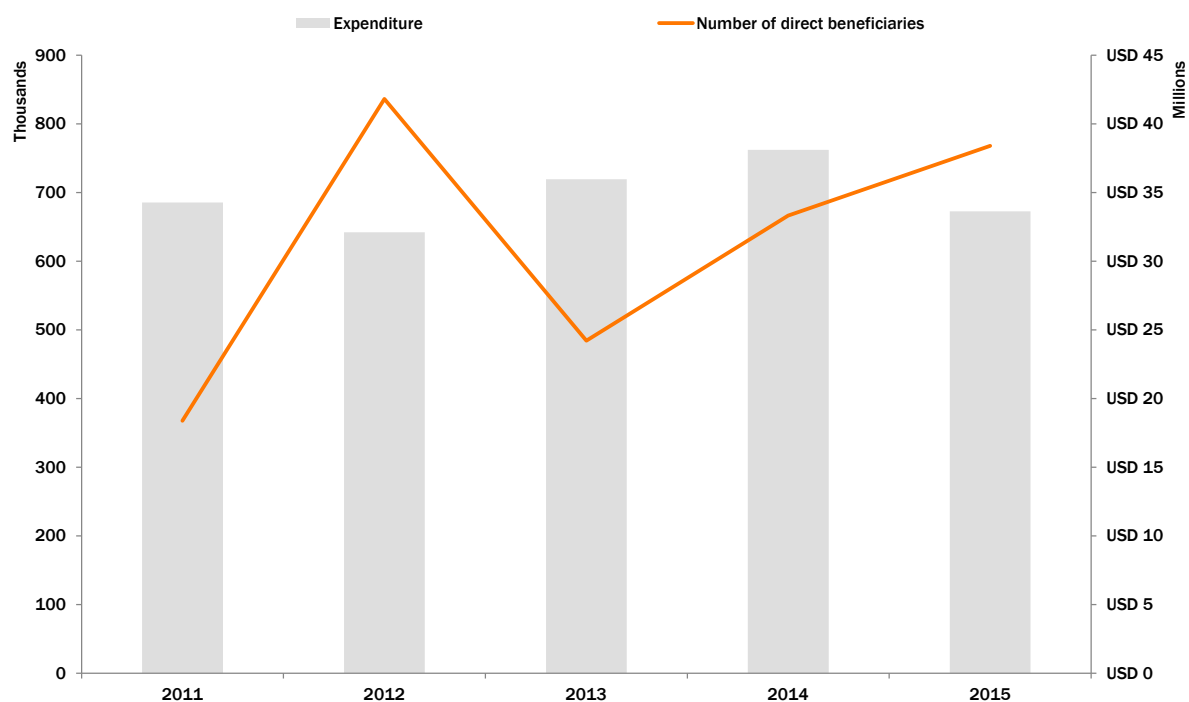
In 2015, we published a global scoping paper on 'Statelessness and Displacement' exploring the nexus between statelessness and forced displacement. The paper is available at http://www.nrc.no/arch/_img/9197390.pdf.

Total ICLA beneficiaries: 767,853

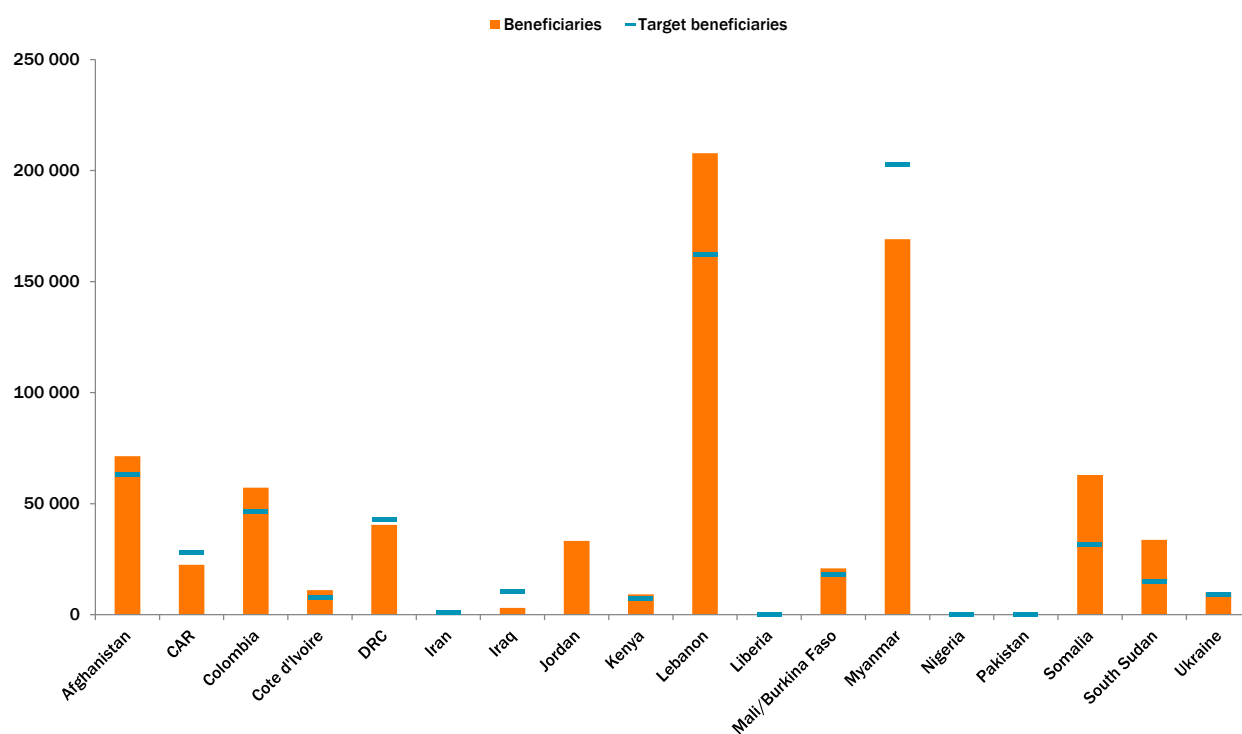
ICLA beneficiaries reached in each country



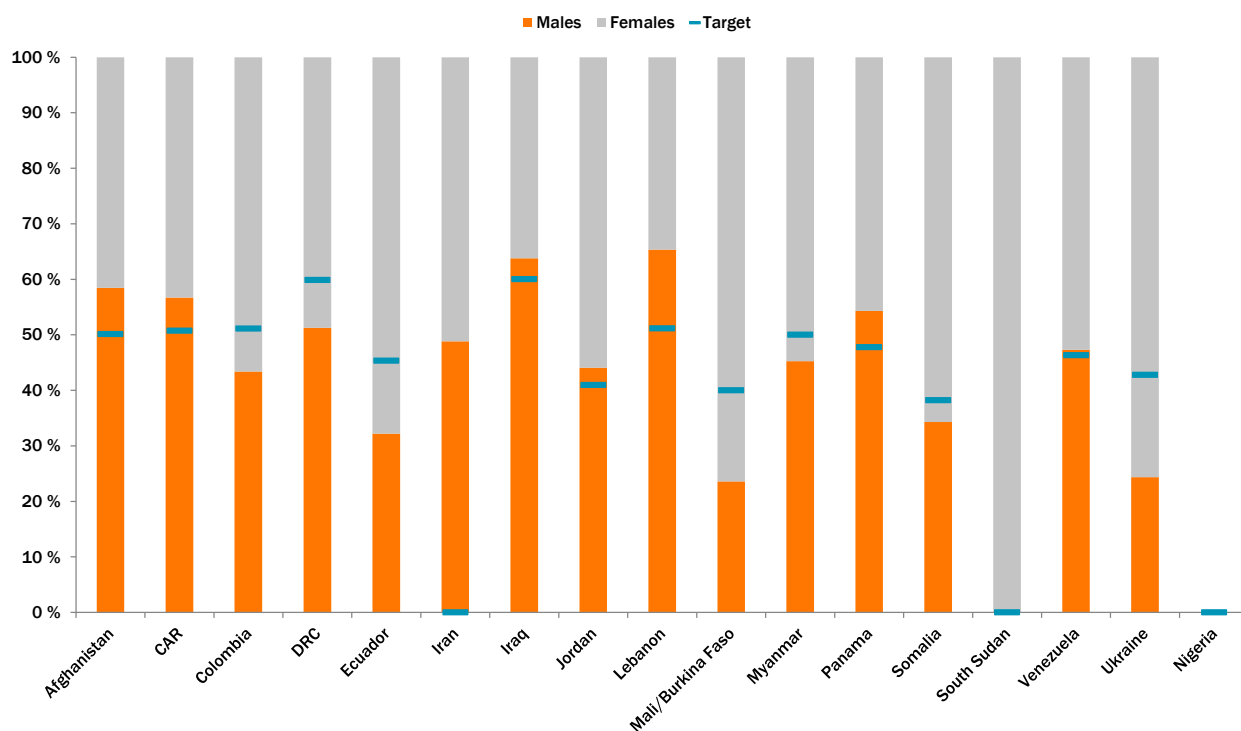
1 ICLA beneficiaries and expenditure 2011-2015



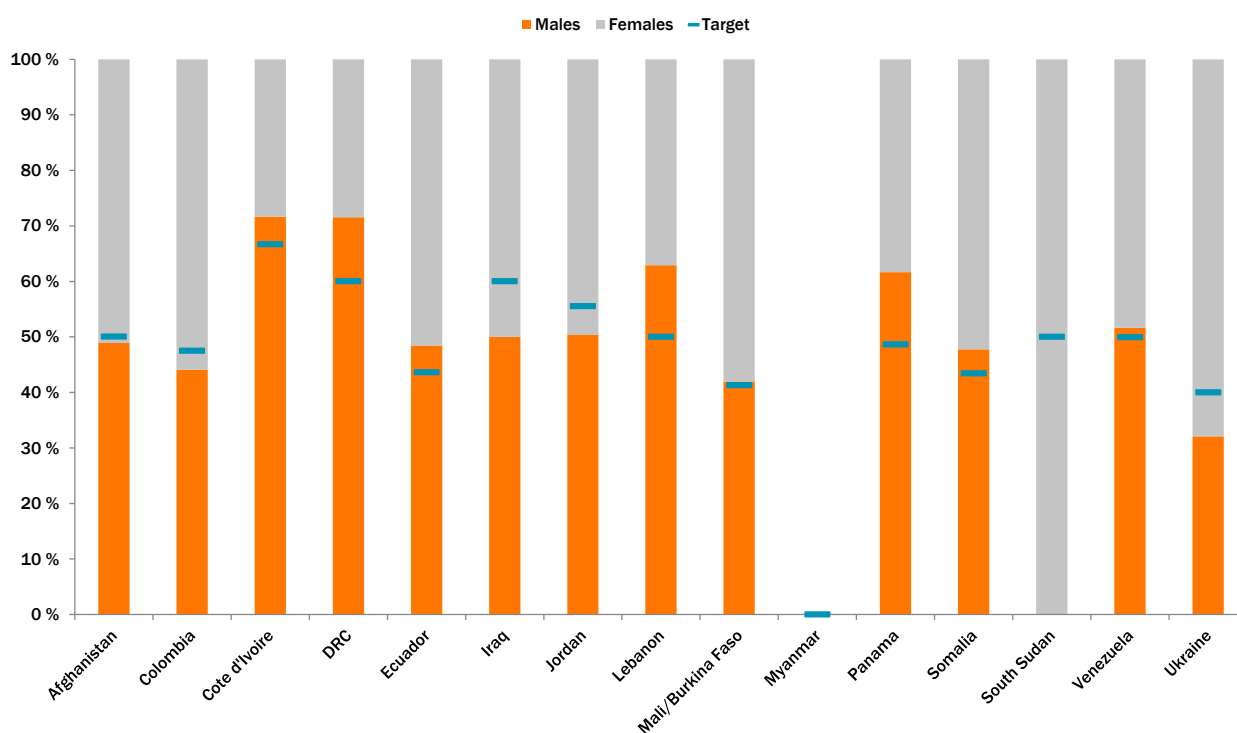
2 Beneficiaries vs expenditure by year



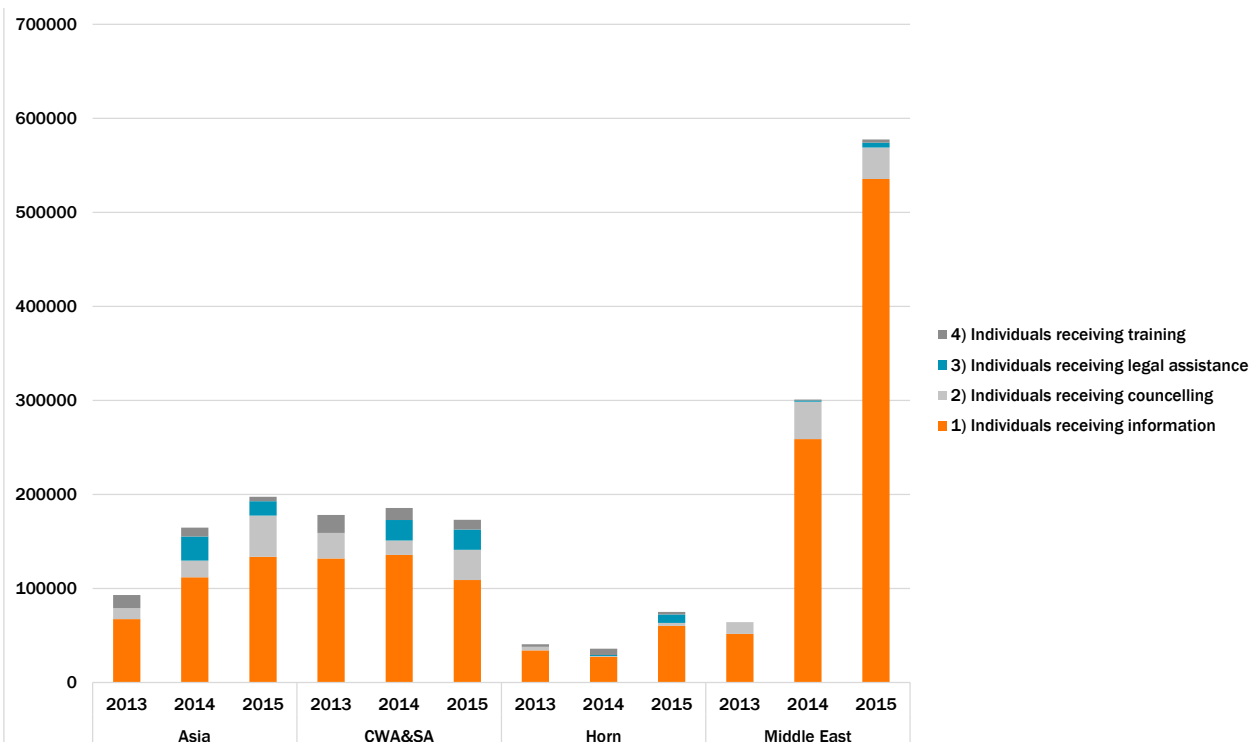
3 Share of males and females receiving counselling



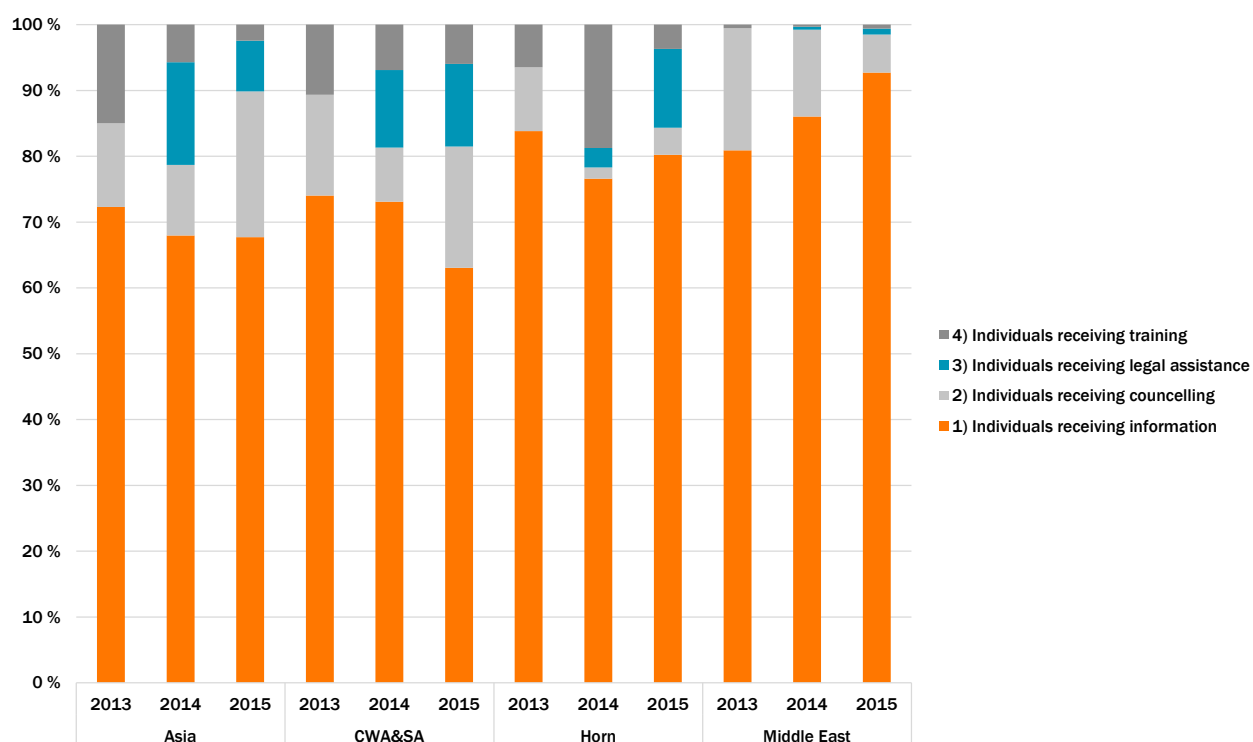
4 Share of males and females receiving legal assistance



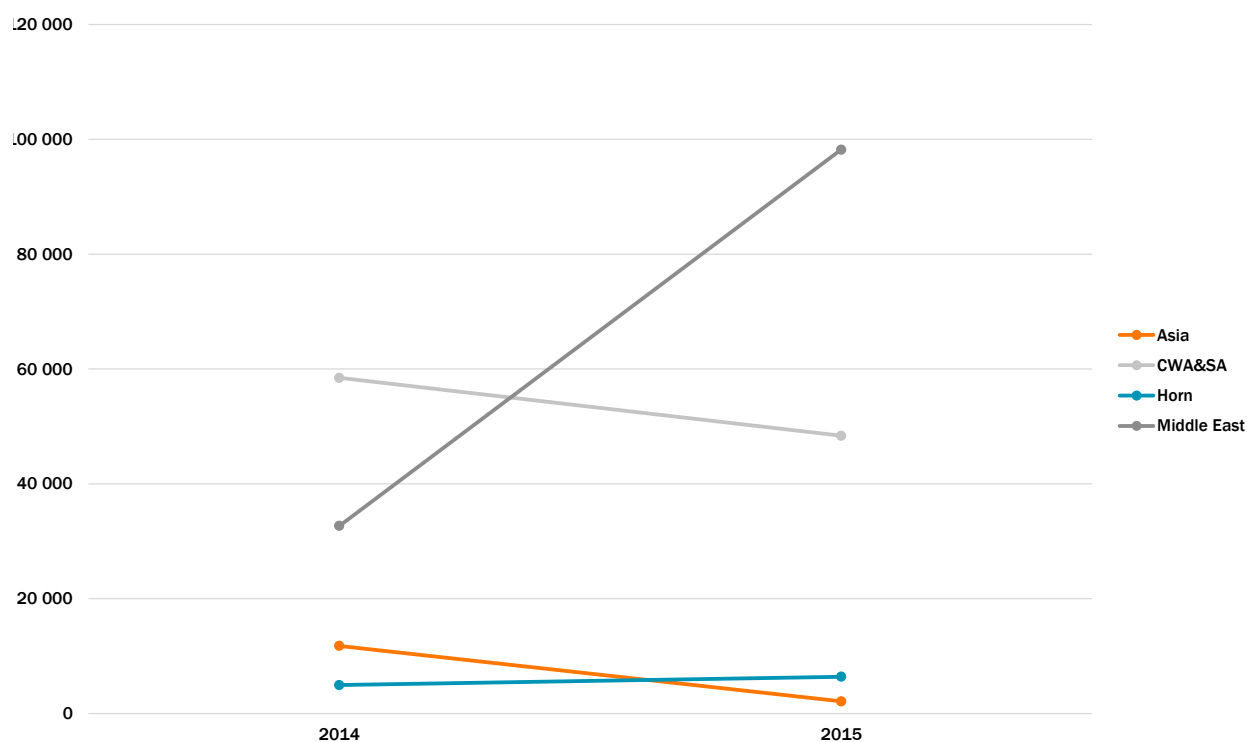
5 Individuals receiving key ICLA services



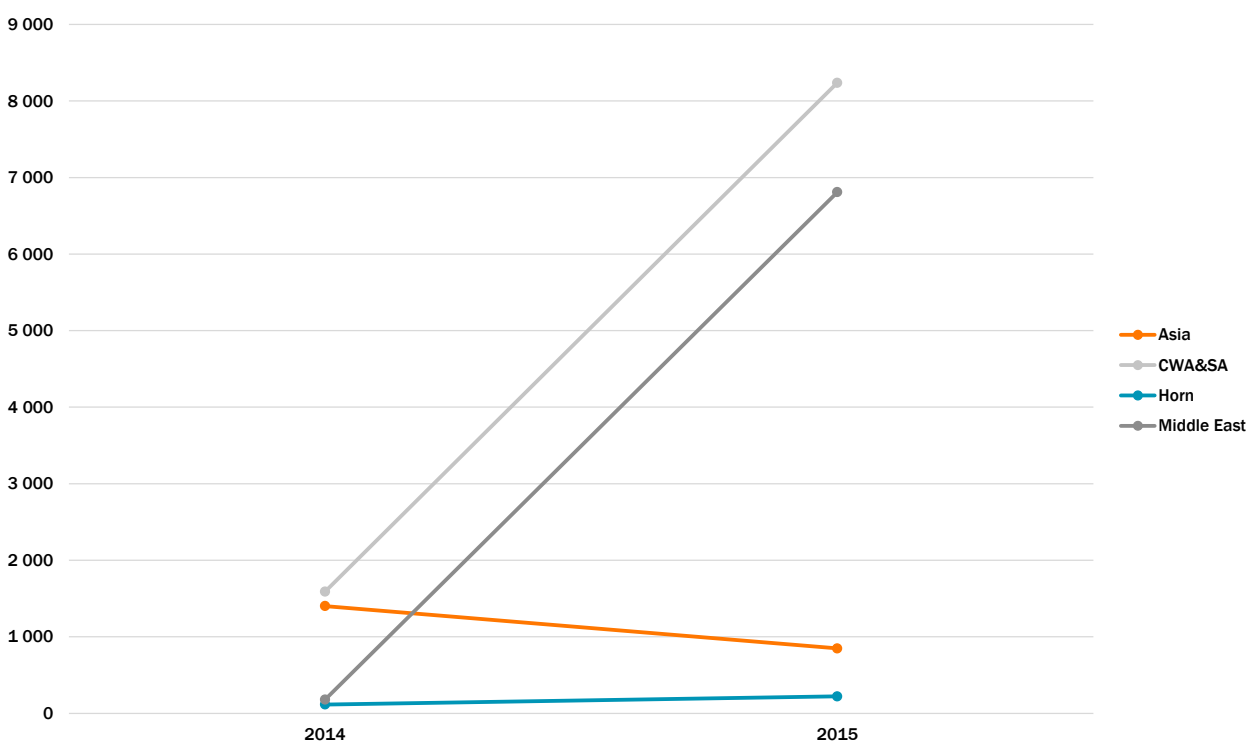
6 Proportion of individuals receiving key ICLA services



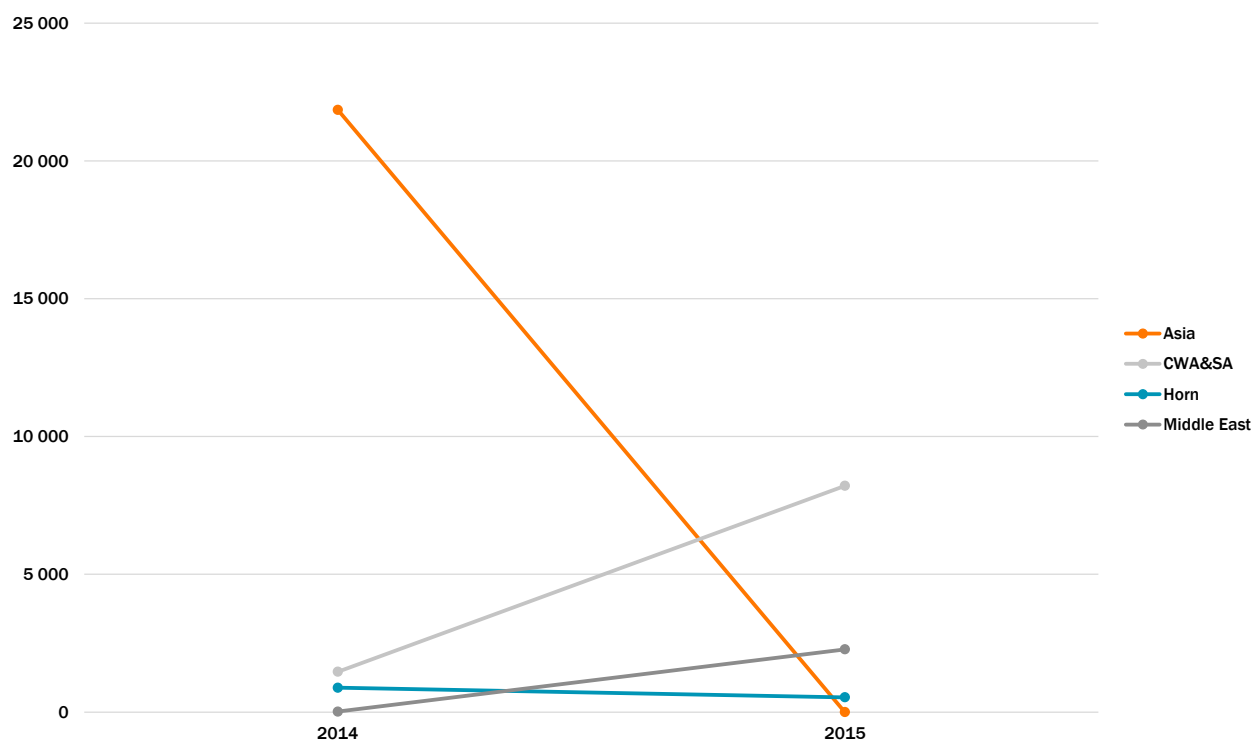
7 Individuals receiving HLP information by region



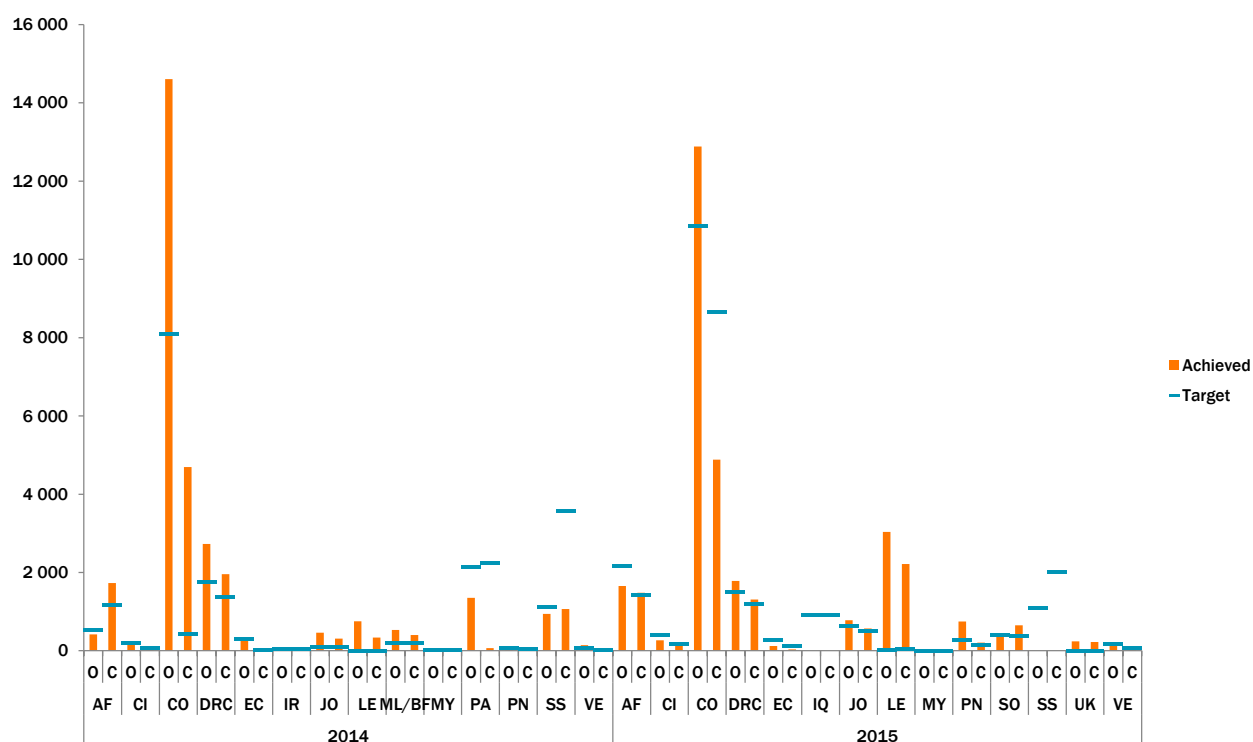
8 Individuals receiving HLP counselling by region



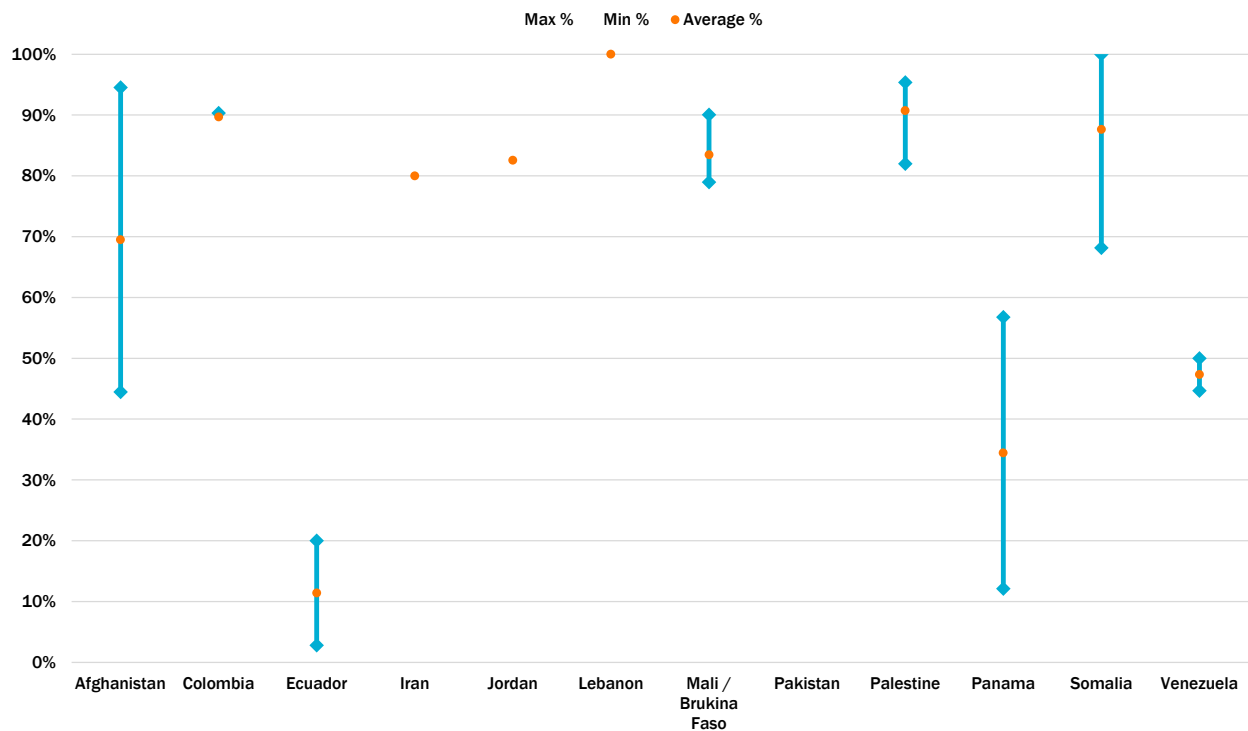
9 Individuals receiving HLP legal assistance by region



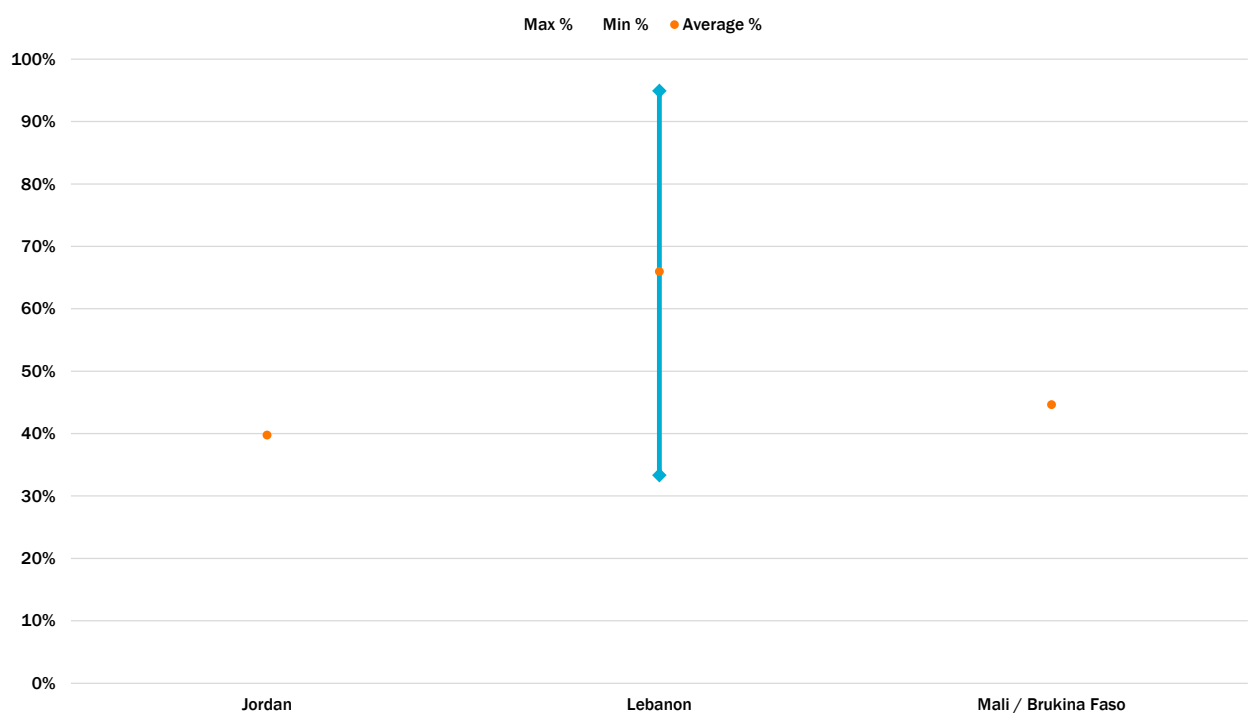
10 Legal cases: Opened (O) and Closed (C) by country and year

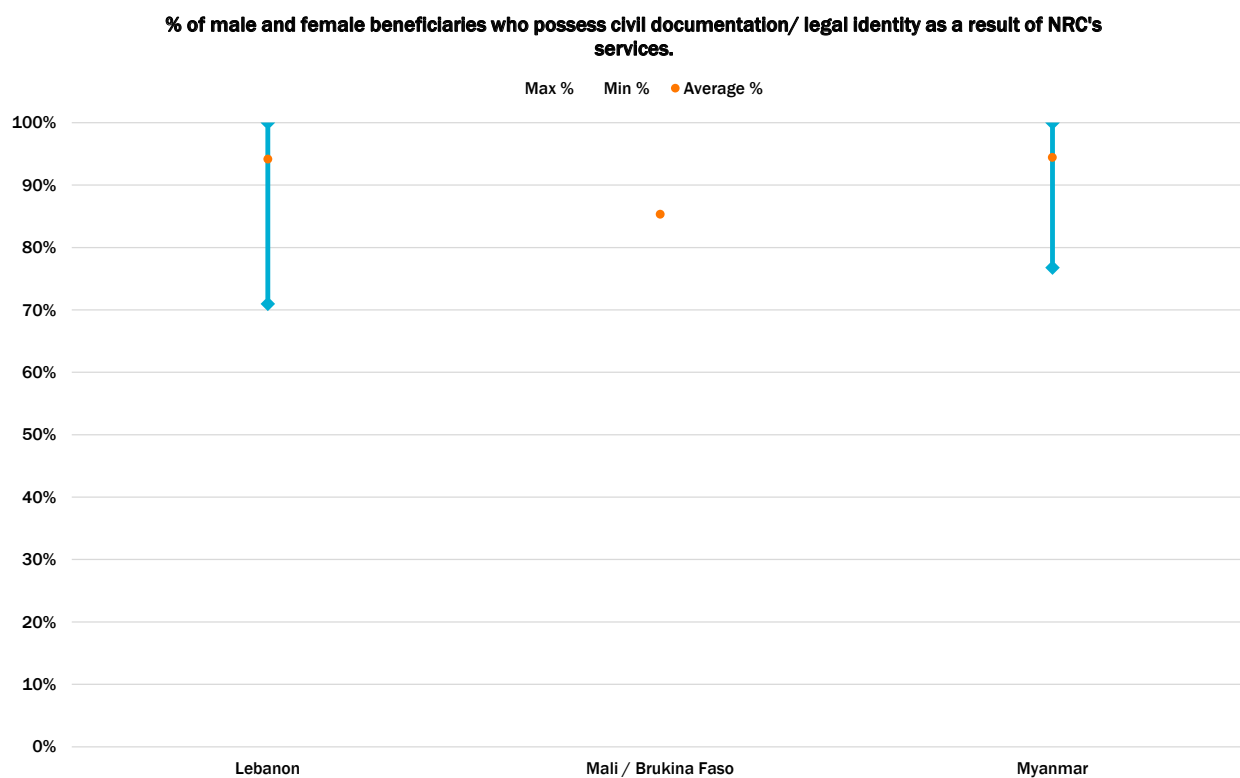


11 % reported and/or observed documentation of abilities to exercise and confidence in HLP right



12 % of beneficiaries who seek to obtain civil documentation / legal identity as a result of NRC's services





FOOD SECURITY



NRC contributes to saving lives, protecting livelihoods and seeking durable solutions by upholding the Right to Food and supporting displaced persons to attain food security.

NRC's activities respond to both physical and economic barriers to food security of people affected by displacement. We provide safety net enabling people to meet basic needs and assist them to engage in productive practices as a means to enabling a transitioning from aid to help them find lasting solutions that protect and rehabilitate their livelihoods. Our food security approach respects intra-household needs, priorities and preferences.

In emergencies, we facilitate availability and access to food and supplements that suit the population's dietary needs and preferences. Where market conditions allow, we provide cash transfers to give people affected the freedom of choice in what they prefer. Where market conditions do not allow, we either establish food fairs to enable markets or if not possible provide general food distributions.

Reducing reliance

To reduce reliance on aid NRC creates income opportunities and help people resume and diversify economic activities. Where possible, we help maximize local market capacities to strengthen and diversify food production, processing and trade systems. In all our programmes

we strive to integrate climate-smart and environmentally friendly practices to enhance peoples coping and adaptation capacity against climatic events.

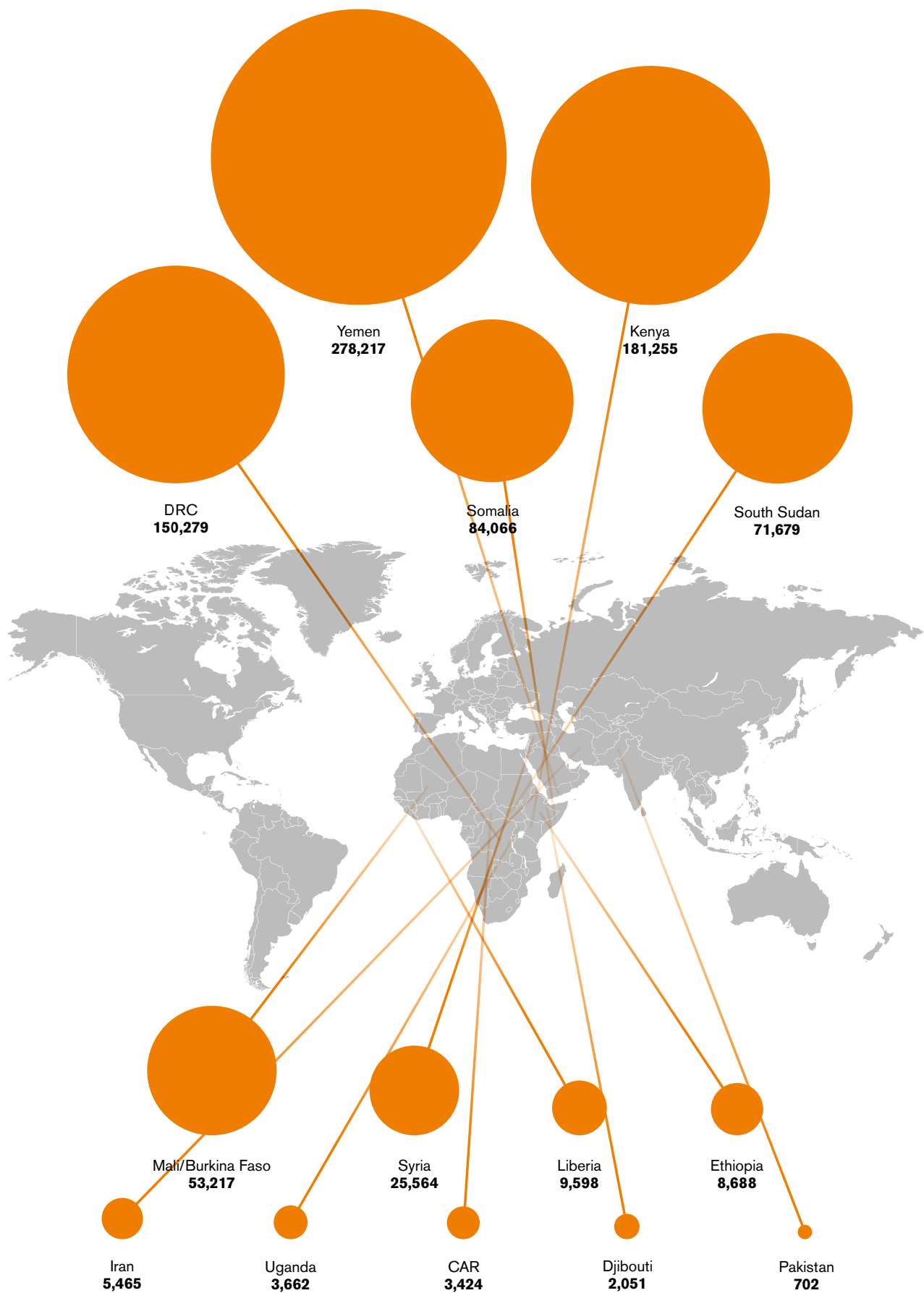
The year in review

NRC food security activities reached 877,868 people in 2015. The ongoing work includes general food distributions, cash transfers, both multipurpose as well as for food, promotion of diversification and entrepreneurship for more stable and reliable food access.

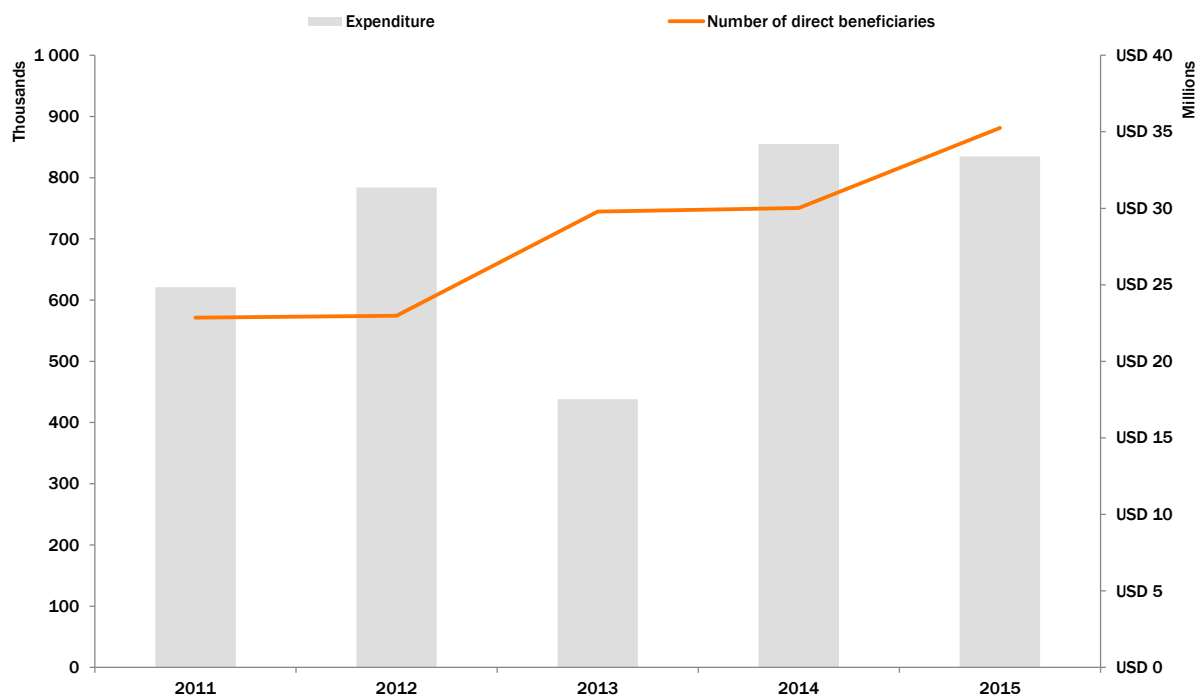
We supported food kitchens, livestock and vegetable production and cash transfers inside Syria. During the Ebola response in Liberia, we provided cash transfers to survivors of gender-based violence. Large scale food distributions were carried out in South Sudan, Yemen and Kenya. In South Sudan we scaled up our food programmes, initiating mobile teams to reach those in need in collaboration with the World Food Programme's (WFP) food airdrops. We critically evaluated our cash-based food assistance in the Democratic Republic of the Congo, to learn how we can better serve forcibly displaced families. Close to 900 thousand people were reached through NRC Food Security activities in 2015.

Total FOOD SECURITY beneficiaries: 877,868

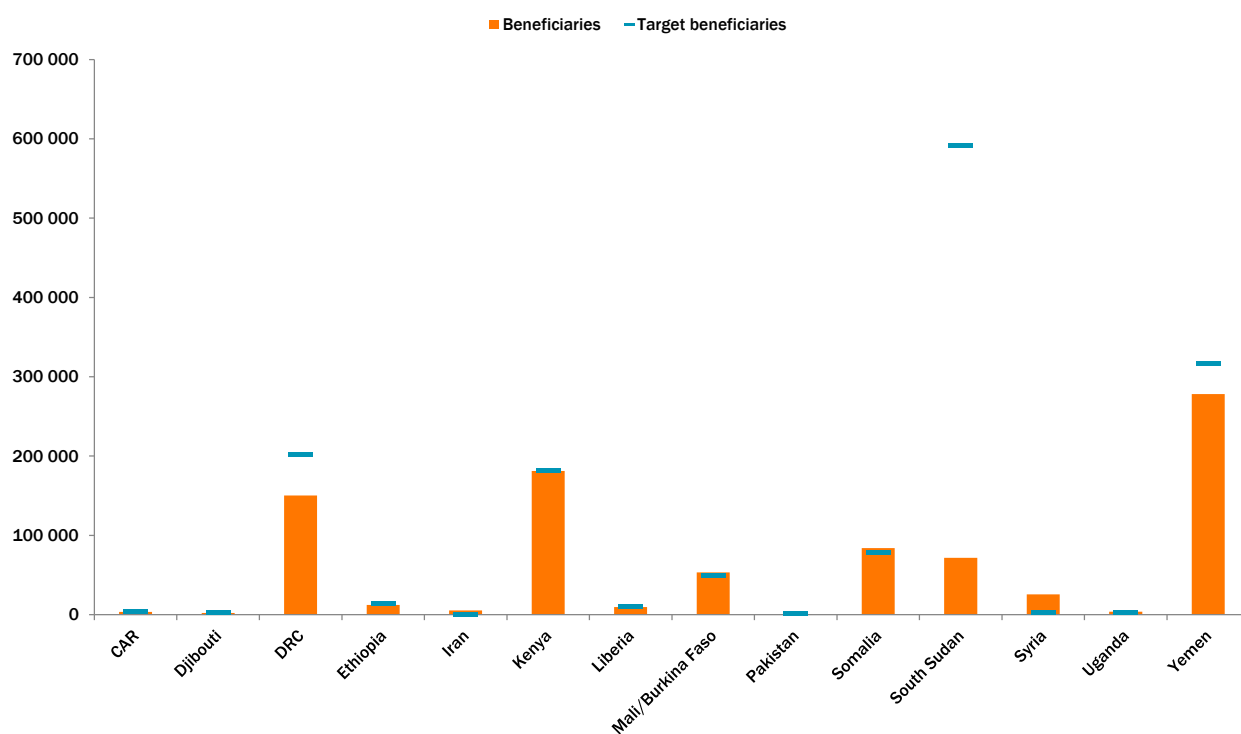
FOOD SECURITY beneficiaries reached in each country



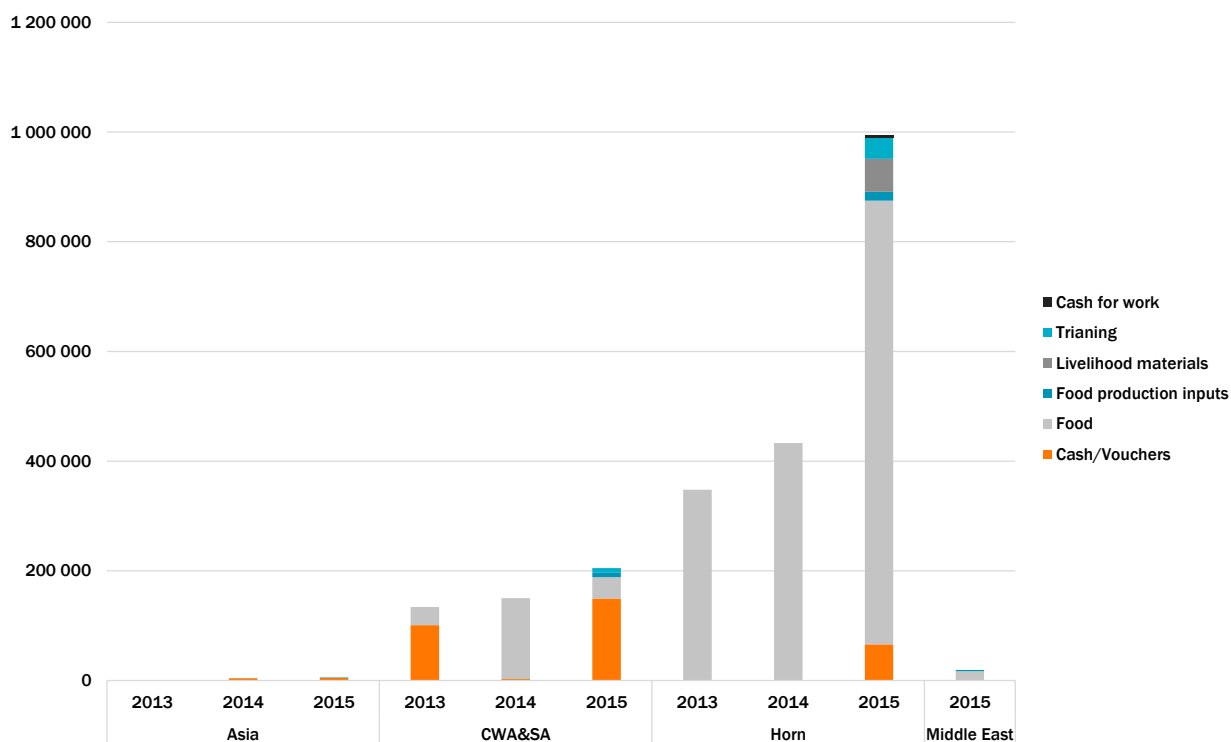
1 Food Security beneficiaries and expenditure 2011-2015



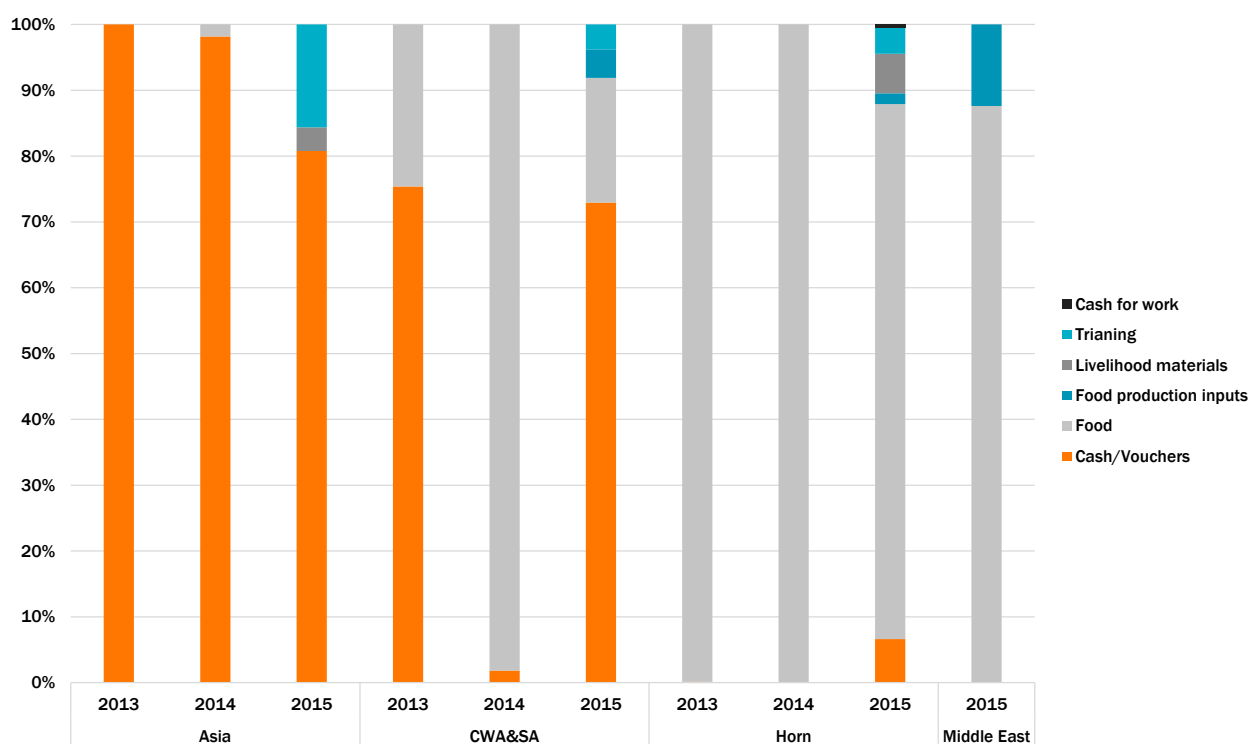
2 Beneficiaries in Food Security by country



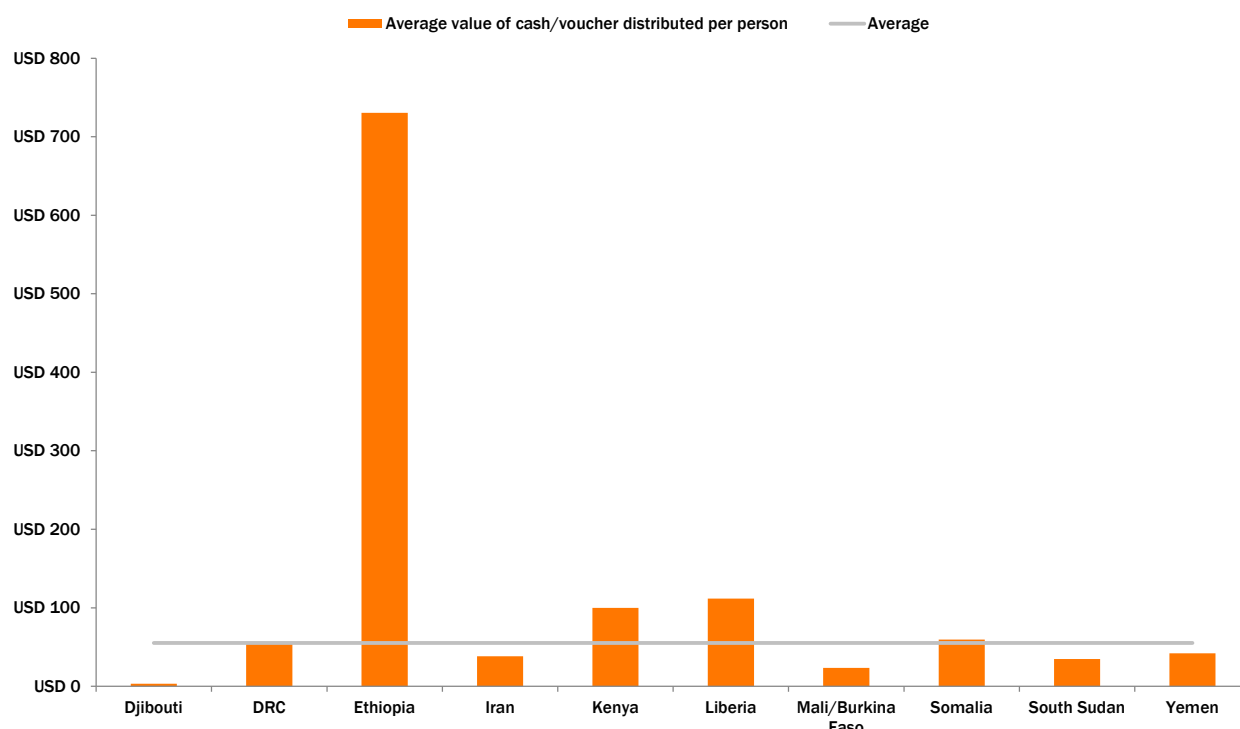
3 Individuals receiving key Food Security services



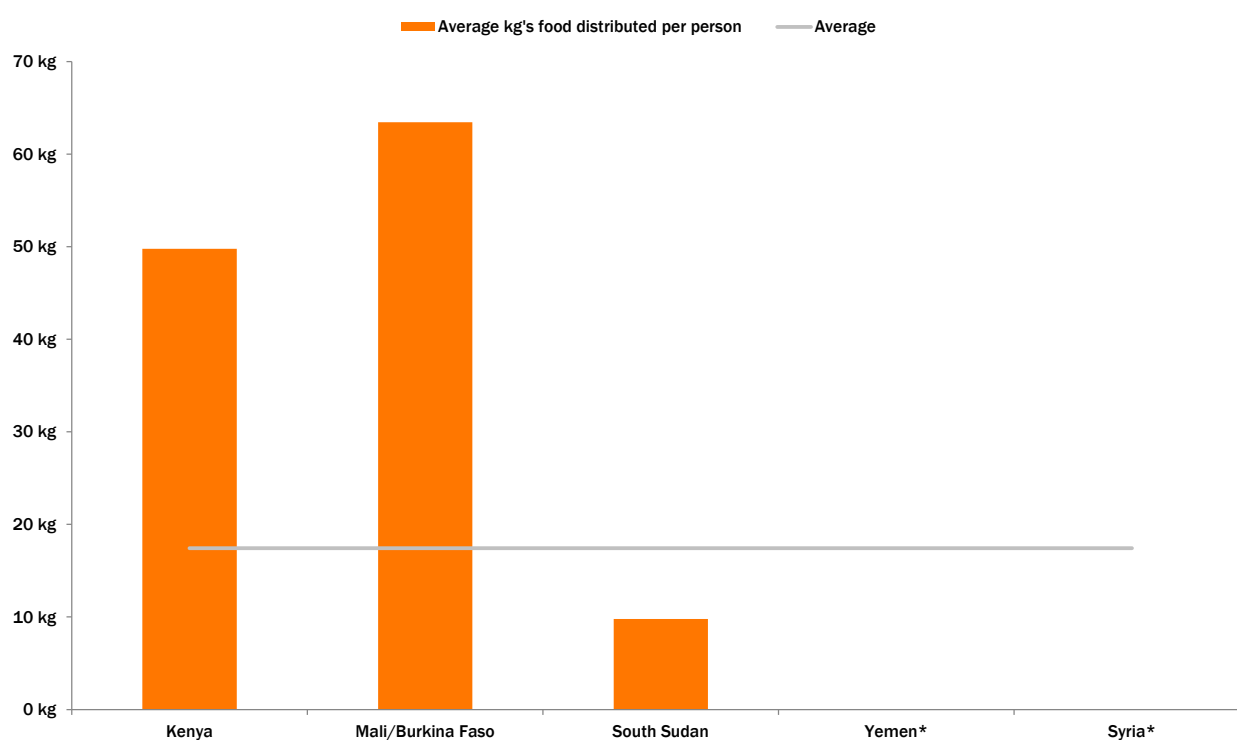
4 Proportion of key Food Security services received by individuals



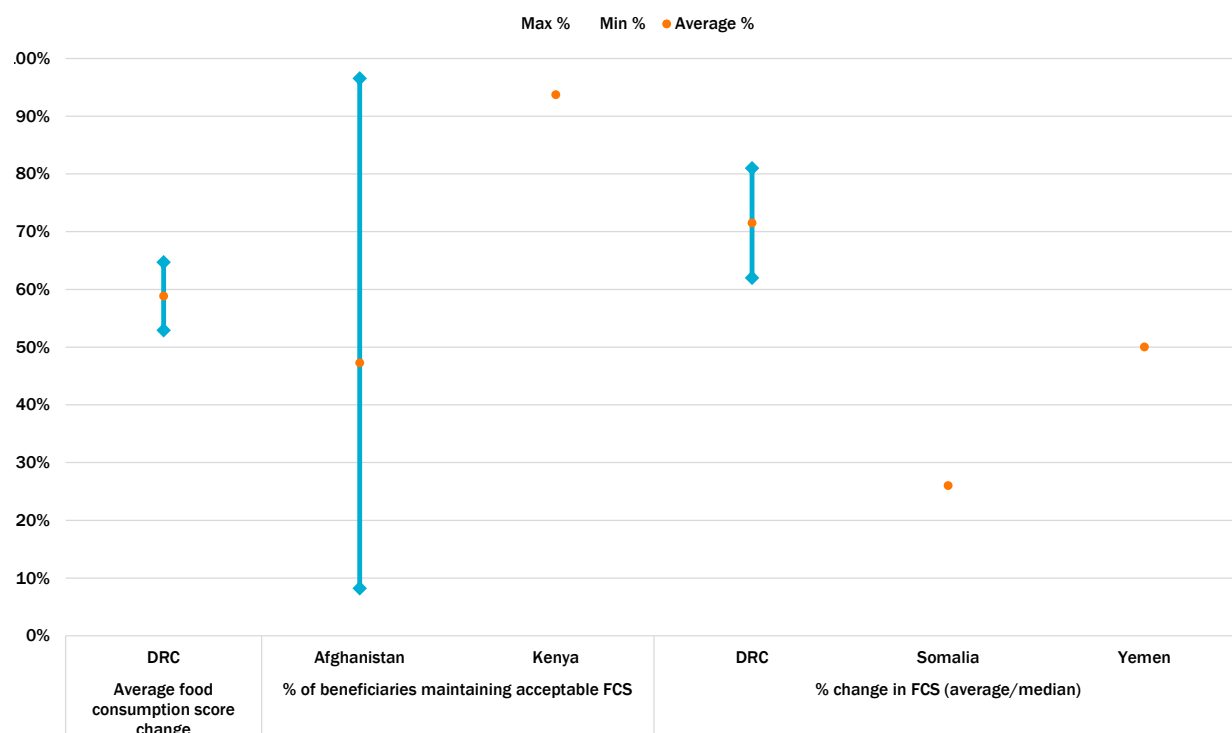
5 Average value of cash / voucher distributed per person



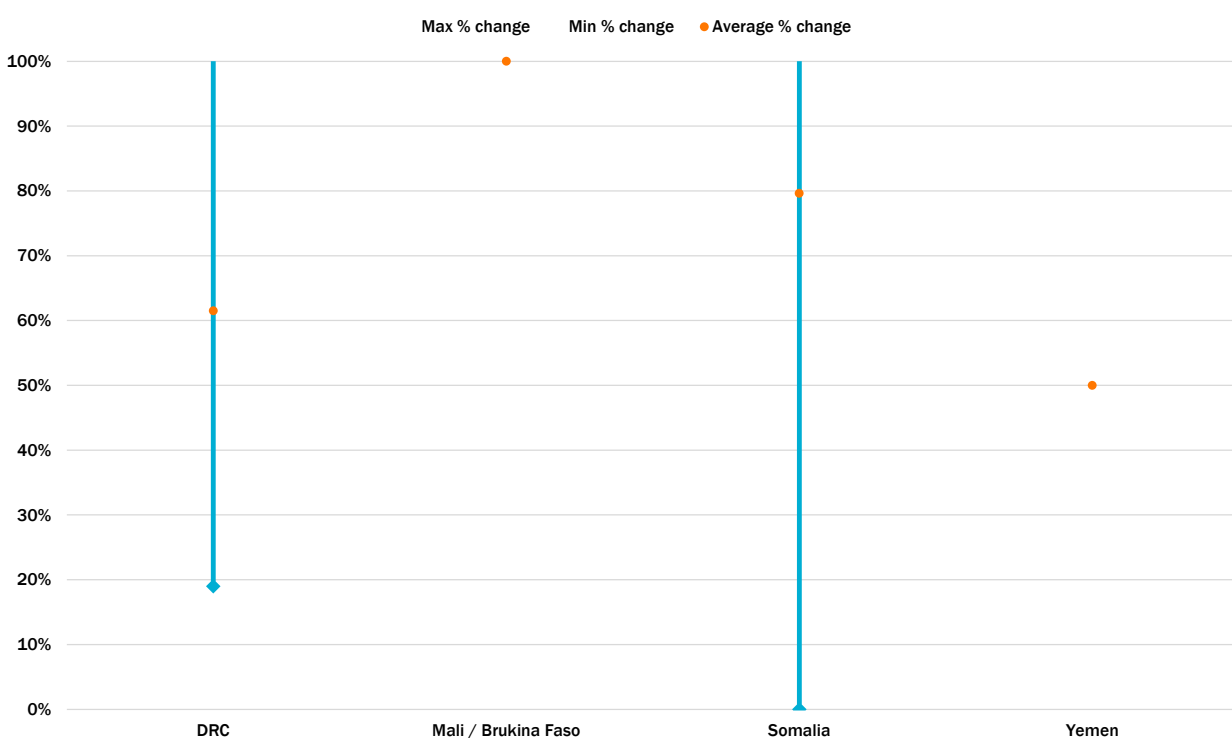
6 Kilograms of food distributed per person



7 Food Consumption Score (FCS)



8 % change in households with increased / maintained income sources



WASH



We work to ensure that displaced people and local communities do not suffer health and environmental risks associated with water and sanitation.

NRC protects displaced people from health risks that stem from poor quality water and sanitation, through a combined “hardware” and “software” approach. Hardware components include water supply and sanitation technologies that suit local contexts. Software activities, such as hygiene promotion and community mobilisation initiatives, accompany all technical work. As displaced women and girls often face challenges in accessing water and sanitation, we use a gender-sensitive approach in all our WASH (Water, Sanitation and Hygiene) activities.

Our WASH programmes include emergency supply of potable water, water treatment and protection from the source to the household, construction of communal, school and household latrines or toilets, distribution of essential hygiene and cleaning materials and waste management and recycling activities.

NRC WASH programmes aim to strengthen local economies and enhance community self-reliance. We support longer-term sustainability through community engagement and continual collaboration with local authorities.

The year in review

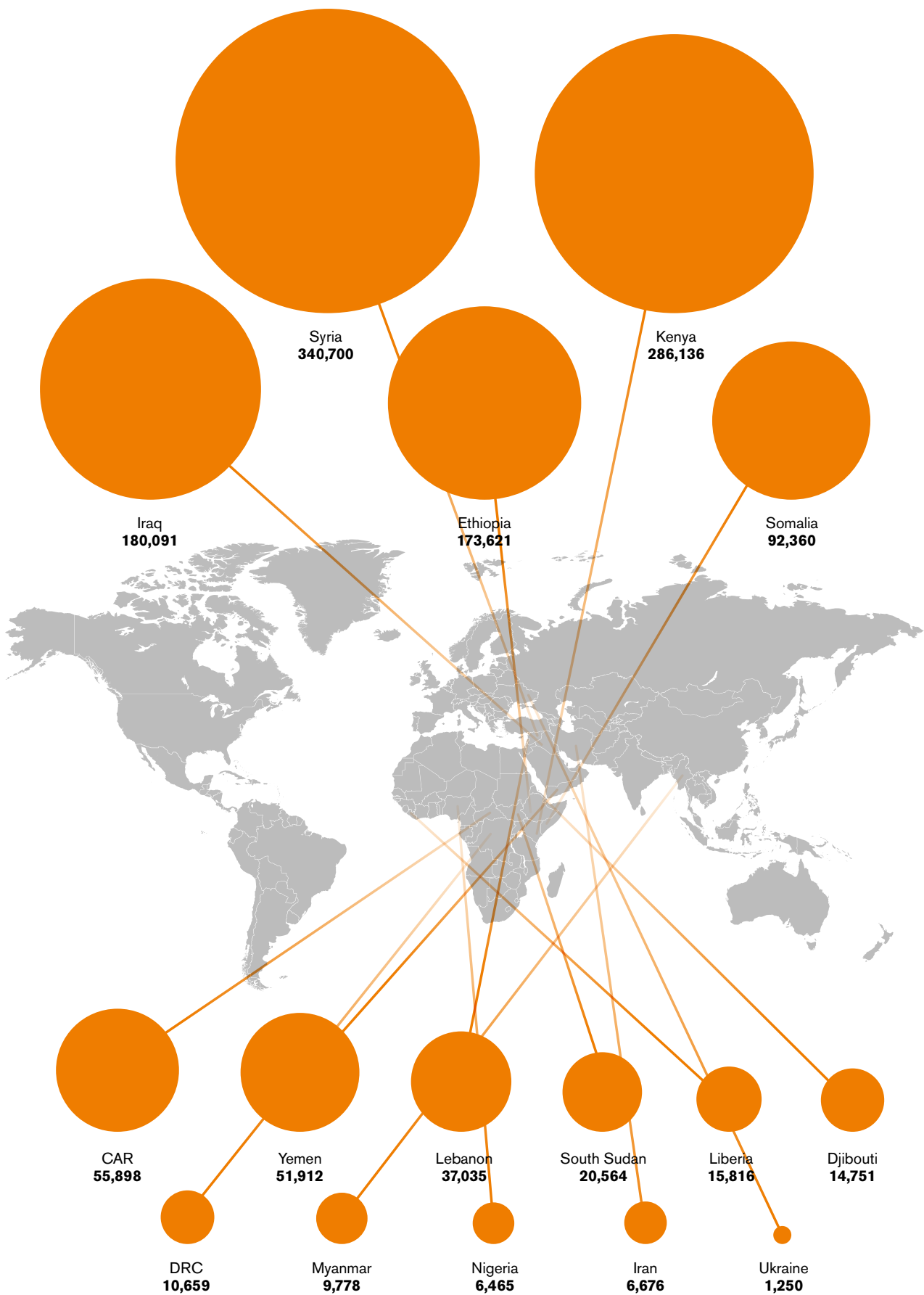
In 2015, NRC's WASH programmes continue to grow in response to the Syria and Iraq crises. We expanded our work inside Syria. Activities included improving access to safe water and providing hygiene materials to displaced families. We extended WASH activities into new areas of Northern and Southern Iraq. New approaches to traditional hygiene promotion were piloted in Kurdistan and Baghdad.

In Kenya's Kakuma refugee camp, NRC pinpointed gaps in the shift from communal to household latrines. Some female-headed households were left unable to build latrines due to physical labour and familial responsibilities. As a result we redesigned how we assist the most vulnerable under our care. We now incorporate tailored assistance, such as manual labour, along with our basic material provisions.

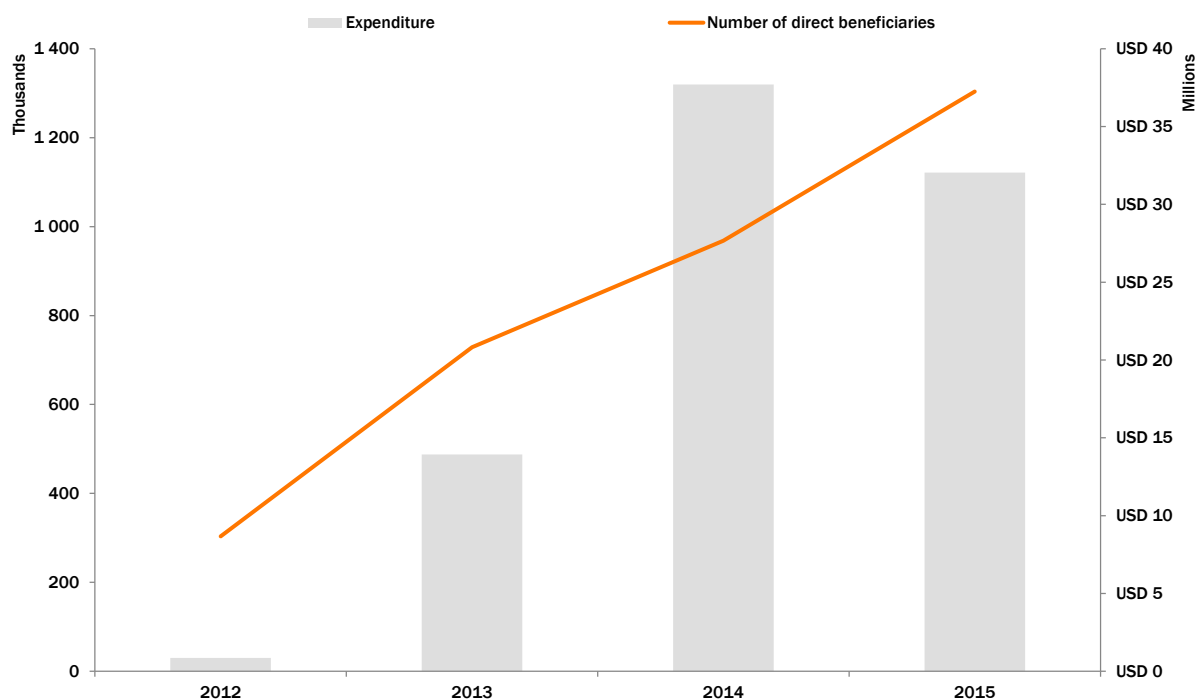
In Ukraine, NRC made emergency repairs to war-damaged water pumping stations and pipelines, benefiting 21,555 Ukrainians. In Syria, we provided local engineers with technical and management support to repair conflict-damaged pipelines, boreholes and cleaning wells.

Total WASH beneficiaries: 1,303,712

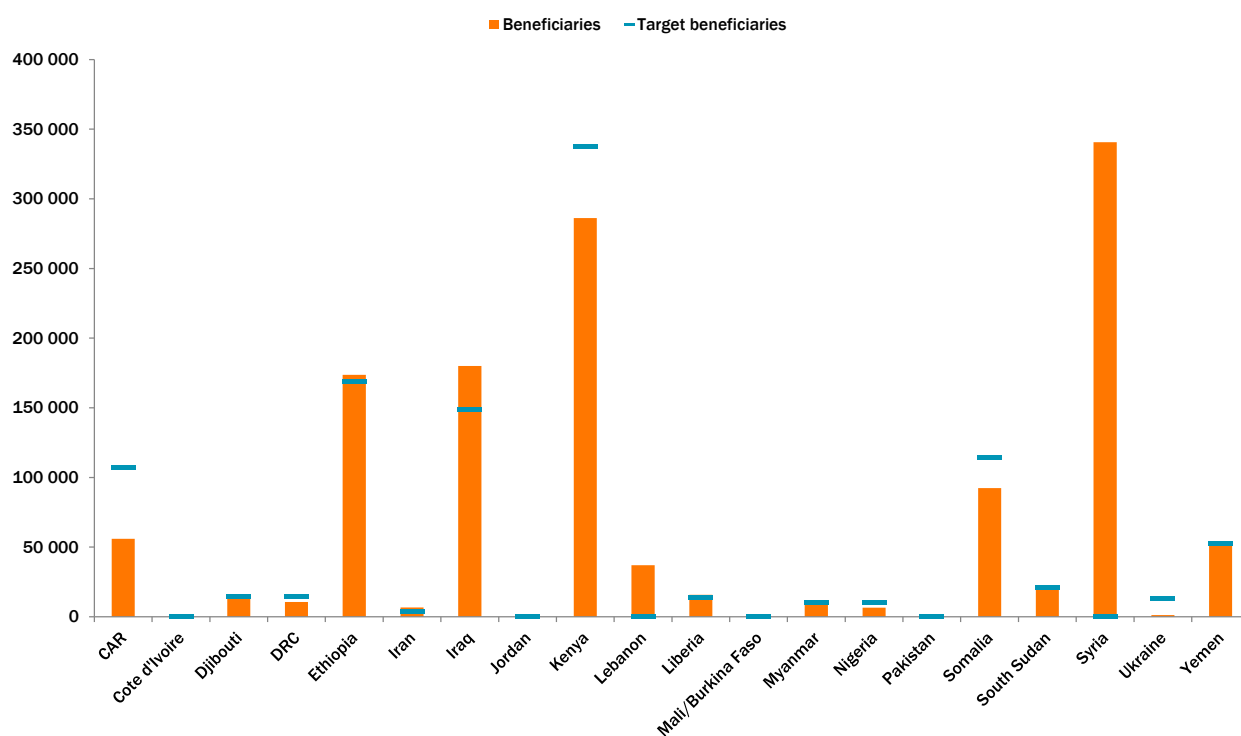
WASH beneficiaries reached in each country



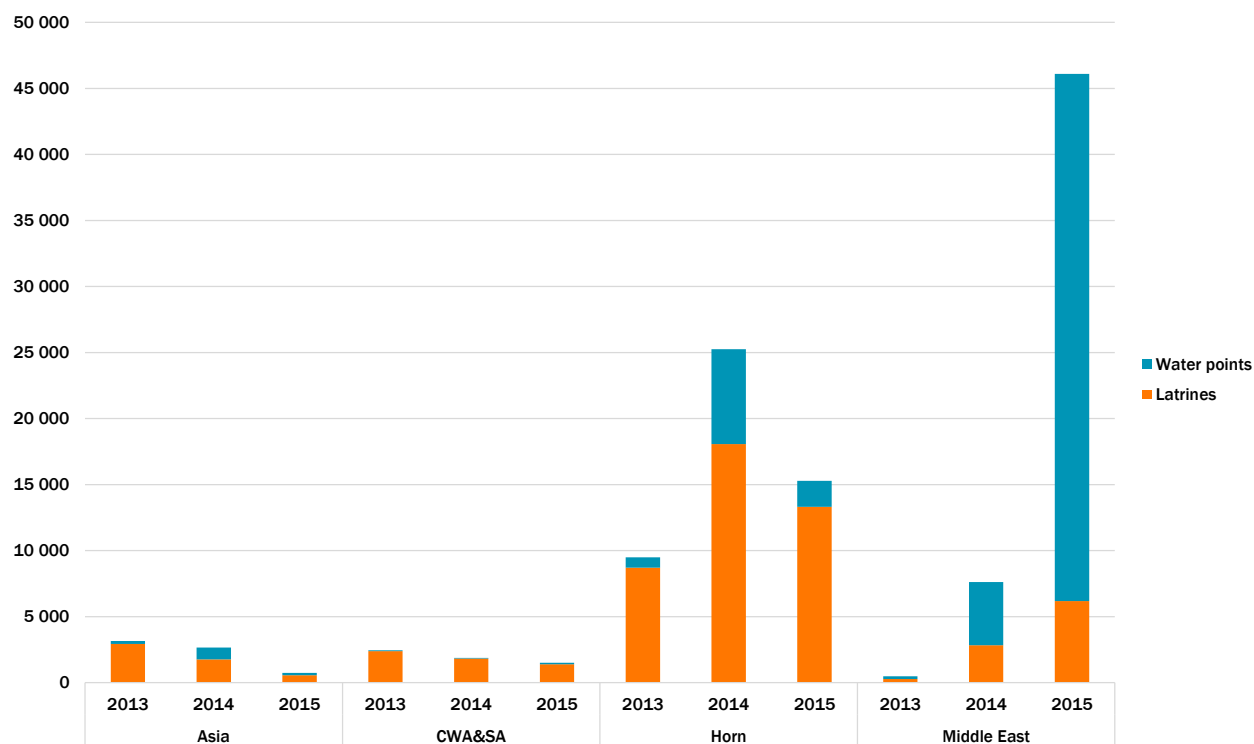
1 WASH beneficiaries and expenditure 2011-2015



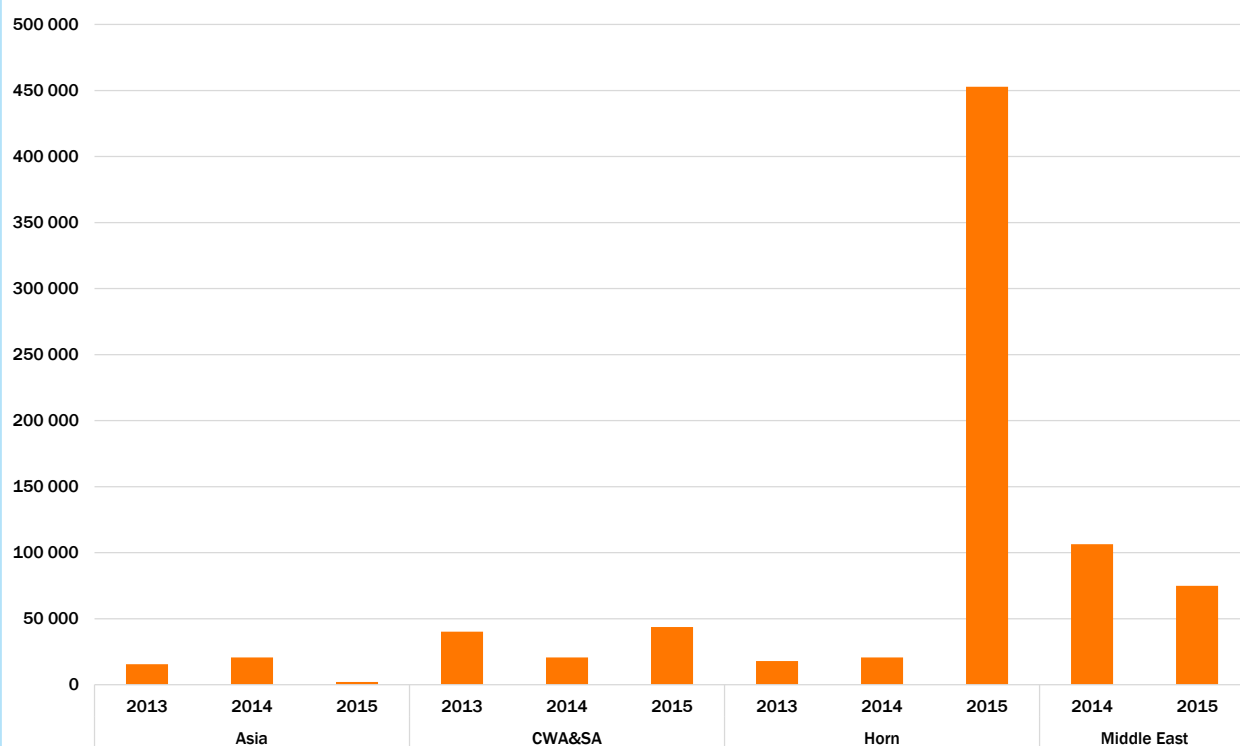
2 Beneficiaries vs expenditure by year



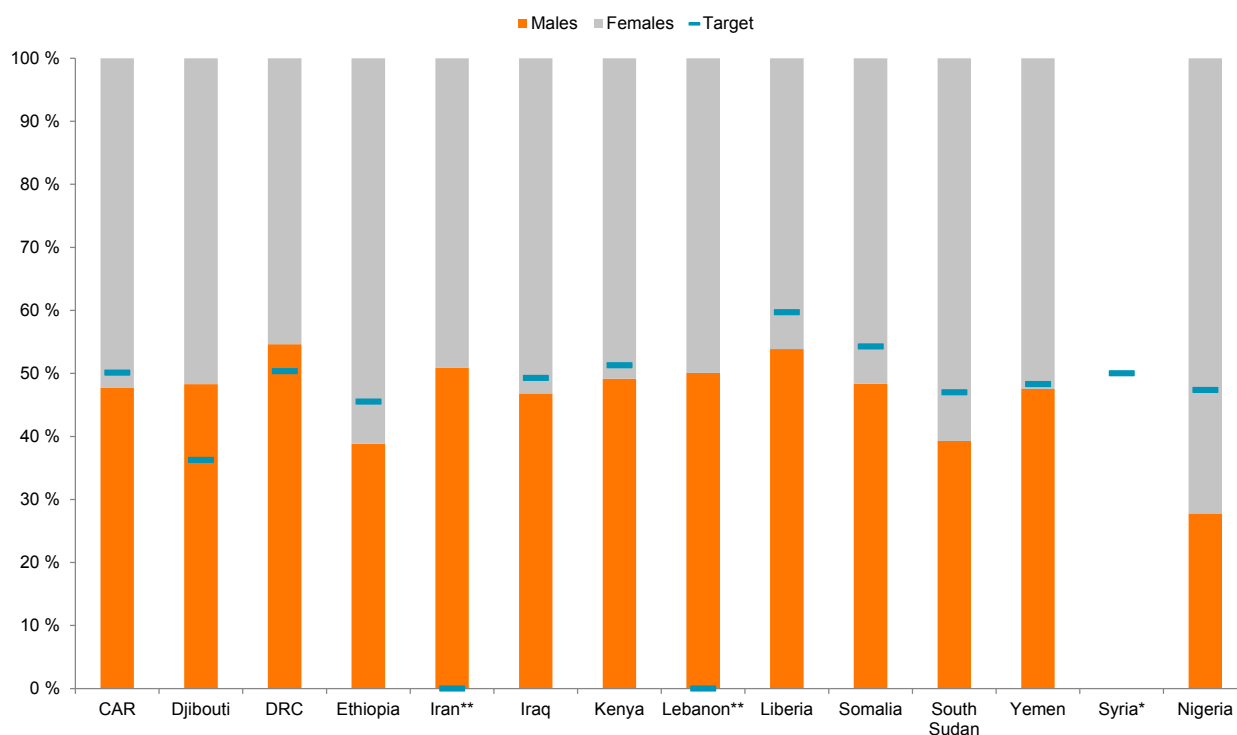
3 Key WASH infrastructures constructed/rehabilitated



4 Beneficiaries receiving hygiene promotion training or campaigns



5 Share of male and female direct WASH beneficiaries



NON-CORE COMPETENCY



NRC continues to operate outside of the core competency areas. Key projects in 2015 have been prevention of Gender-based violence and cash and innovation.

In order to be as effective as possible NRC aims to build specialised expertise within certain key areas of operation. Thus the main focus of our activities is on the five core competencies – education, ICLA, shelter, WASH and food security. Nevertheless, we continue to operate outside core competency areas in a number of countries. These are areas where NRC is either trying new or innovative approaches or where NRC has some added value to offer through a particular non-Core competency intervention.

Gender based violence

NRC continues to establish and integrate Gender-based violence (GBV) prevention into our projects. GBV has been acknowledged as a weapon of war and conflict, and refugees and internally displaced persons (IDPs) are particularly vulnerable. NRC focuses on ensuring access to medical, psychosocial, legal, economic and social support resources for survivors, and equip whole communities with the knowledge and tools to prevent and reduce impact of GBV.

2015 saw the establishment of two additional stand-alone GBV projects: One in Colombia, aiming to reach survivors of conflict-related sexual violence, and one

in Gaza, where the NRC programme is supporting and building the capacity of local actors to do this work. In addition, the GBV programme established in Erbil, Iraq in 2014 continues to serve both camp-based and urban IDPs and refugees.

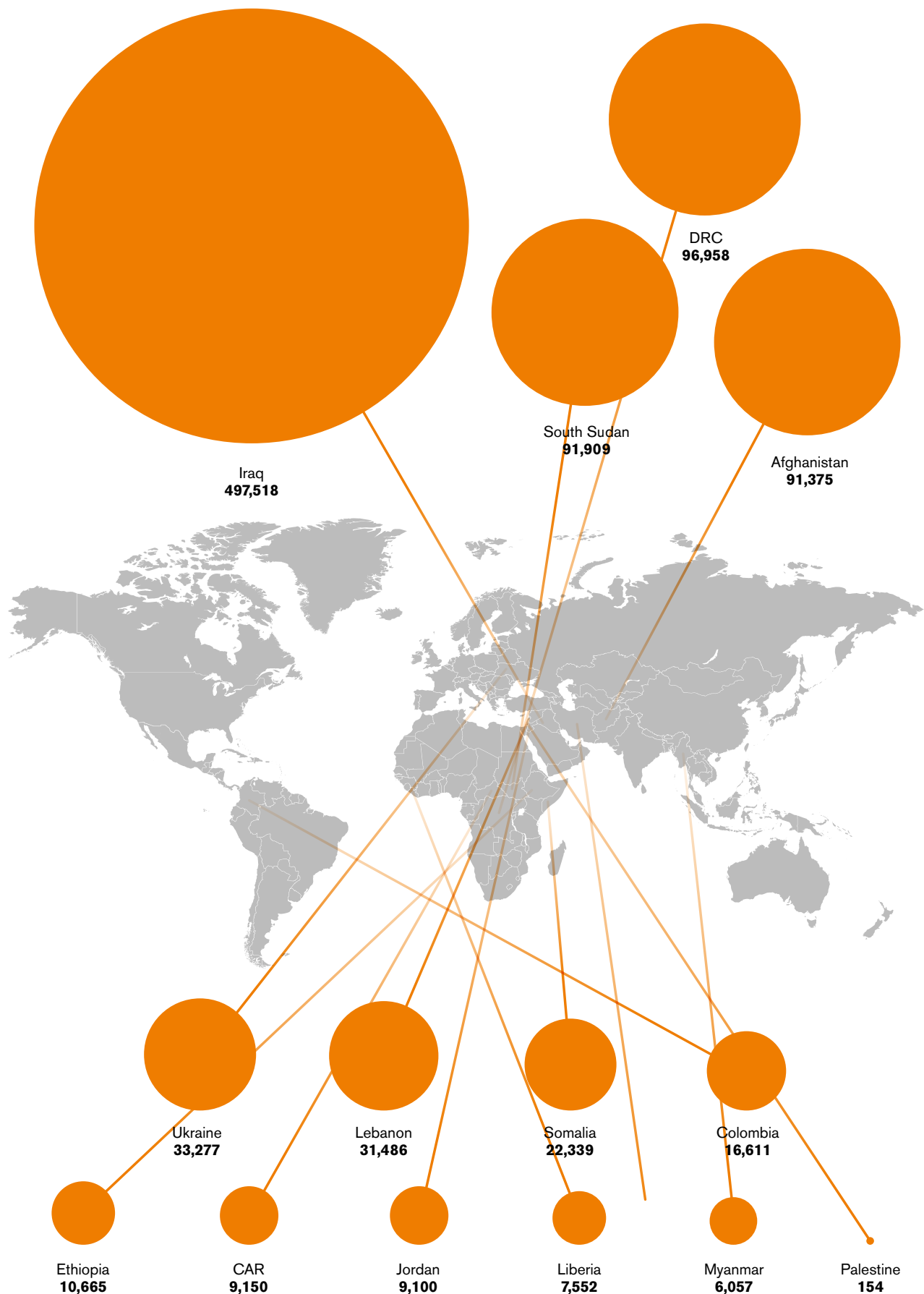
Empowering through cash

We want to give displaced people more choice when it comes to their needs, and a sense of dignity after their traumatic experiences. To do so we integrate cash and vouchers into all our sectors of expertise. NRC prioritises reaching hard-to-access areas with cash so that we can meet displaced persons needs as quickly and efficiently as possible. In 2015 we examined how to best reach vulnerable people inside Syria, and are working to find ways to deliver cash within the country without compromising staff's security.

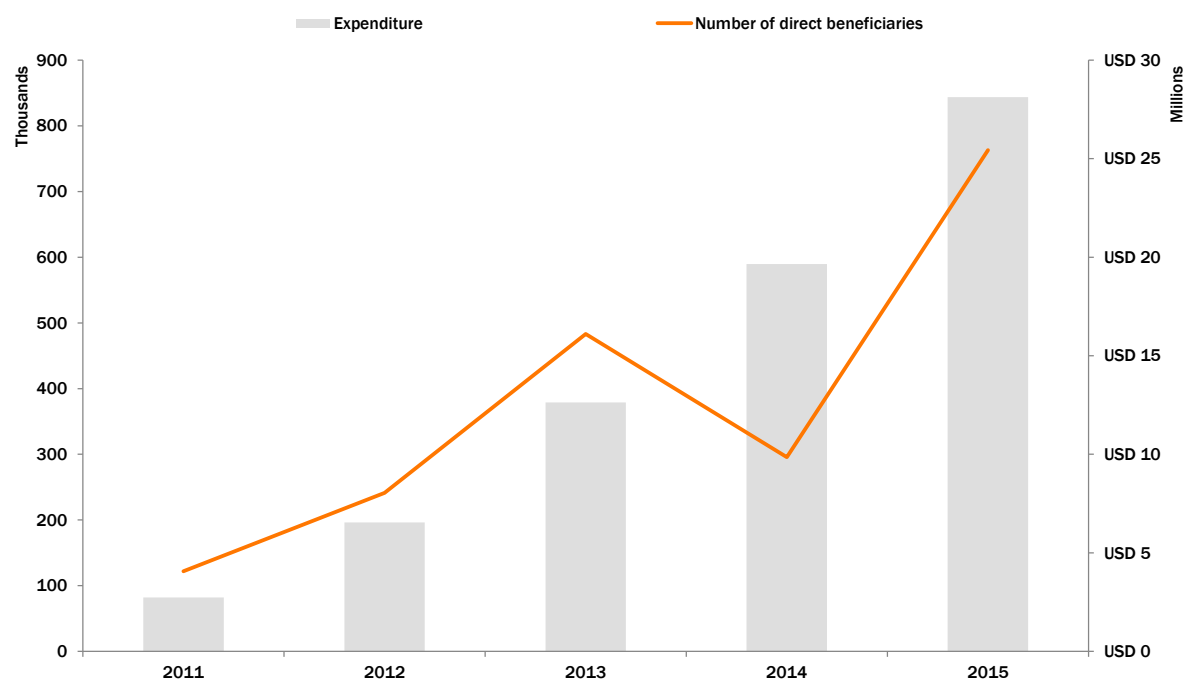
In 2015 NRC co-led the cash voucher programmes in Jordan's Zaatari and Azraq refugee camps. More than 99.5 per cent of all vouchers were redeemed for varying household items, a higher rate than for non-food item vouchers, and therefore proving to be more useful for individual families' needs than in-kind assistance.

Total NON-CC beneficiaries: 924,151

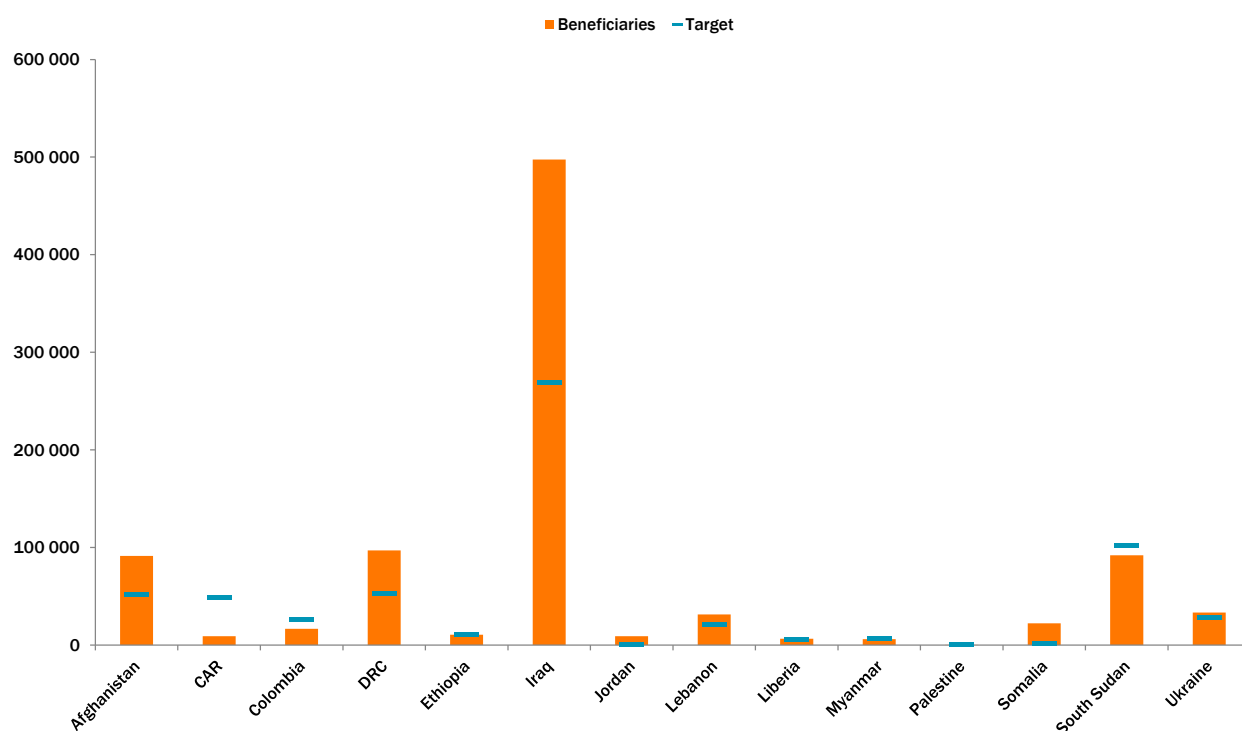
NON-CC beneficiaries reached in each country



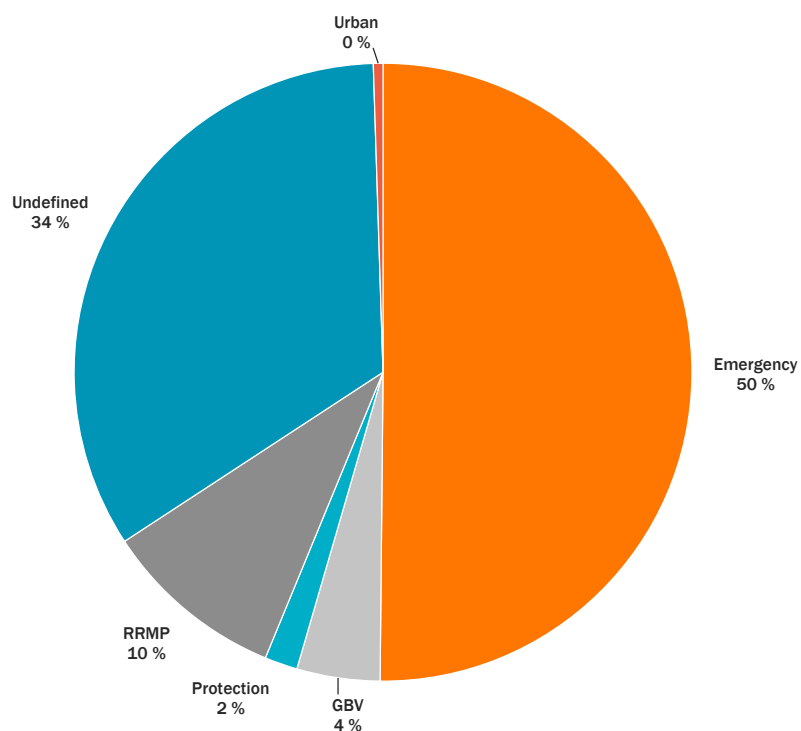
1 Non-core competency beneficiaries and expenditure 2011-2015



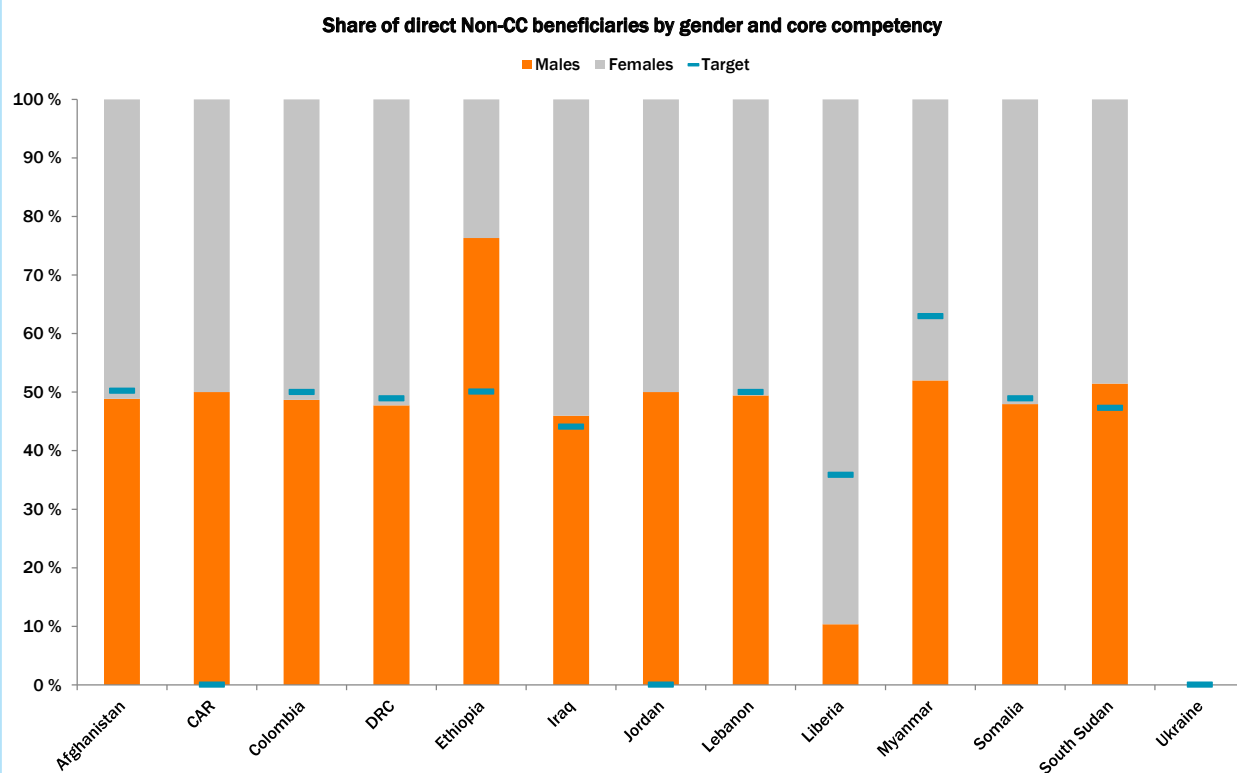
2 Non-core competency beneficiaries by country



3 Share of non-core competency beneficiaries by programme type



4 Share of direct non-core competency beneficiaries by sex and core competency



AFGHANISTAN

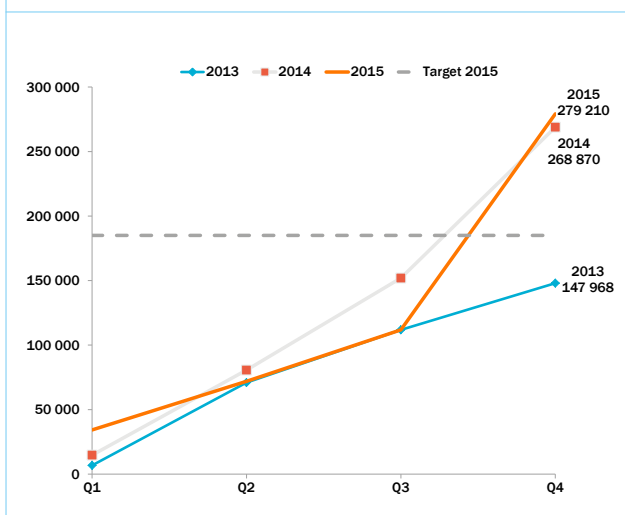


Photo: NRC/Kennett Havgard

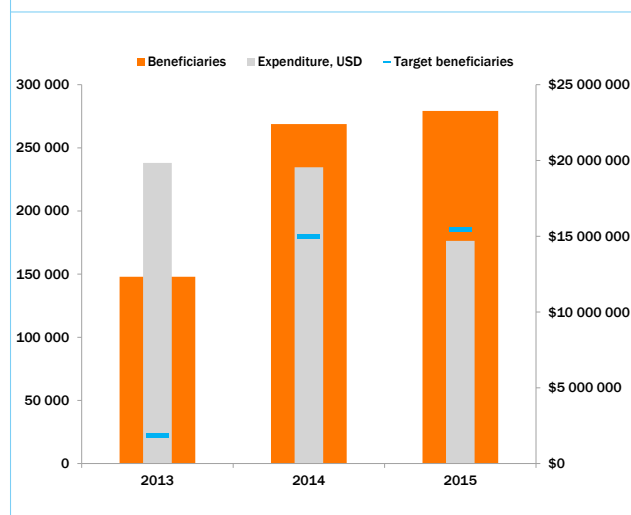
NRC has been active in Afghanistan since 2002, providing ICLA, Education, Shelter and WASH services to Afghan refugees returning to Afghanistan, and to conflict and disaster-induced Internally Displaced Persons. The overall objective of NRC's Shelter and WASH programme is to ensure that displacement affected vulnerable families in Afghanistan are physically protected, enjoy access to education facilities, and benefit from reduced risks of mortality due to water borne disease. NRC's ICLA programme aims to ensure that vulnerable displacement affected populations are able to claim and exercise their rights which are fundamental to reaching durable solutions.



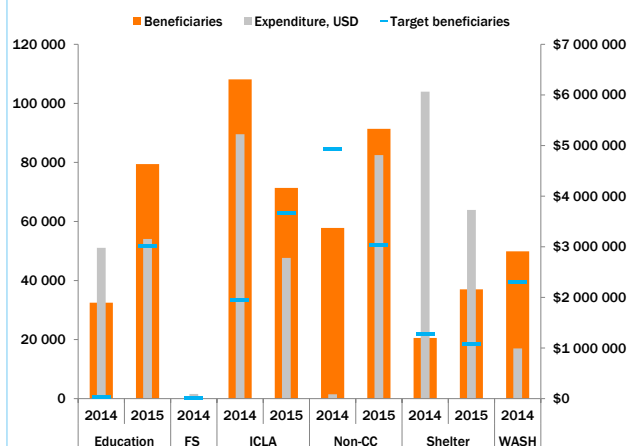
1 Quarterly progress towards targeted number of direct beneficiaries



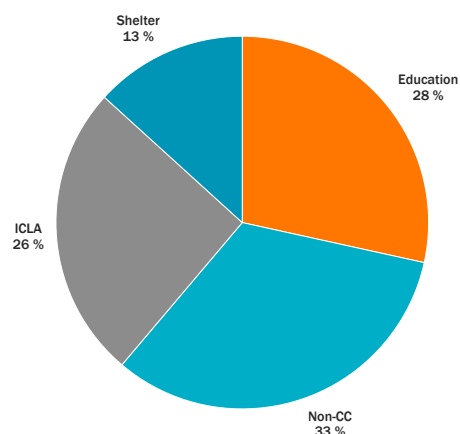
2 Beneficiaries vs. expenditure, by year



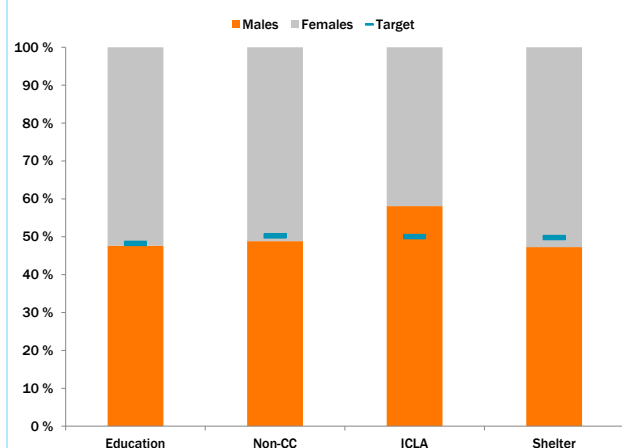
3 Beneficiaries vs. expenditure by core competency



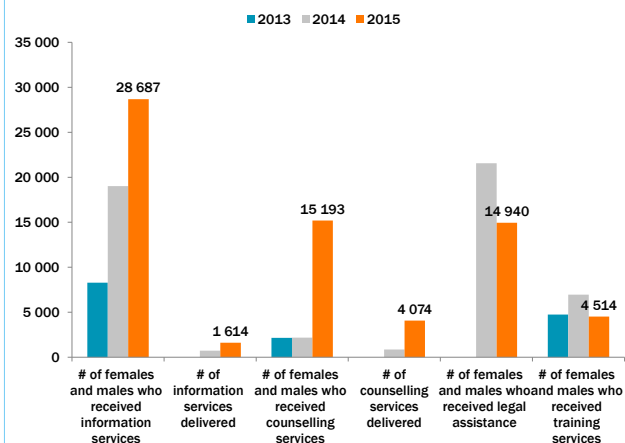
4 Number of direct beneficiaries as share of core competencies



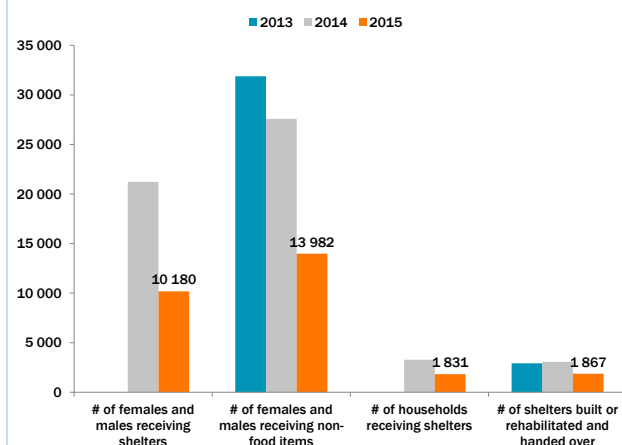
5 Share of direct beneficiaries by sex and core competency



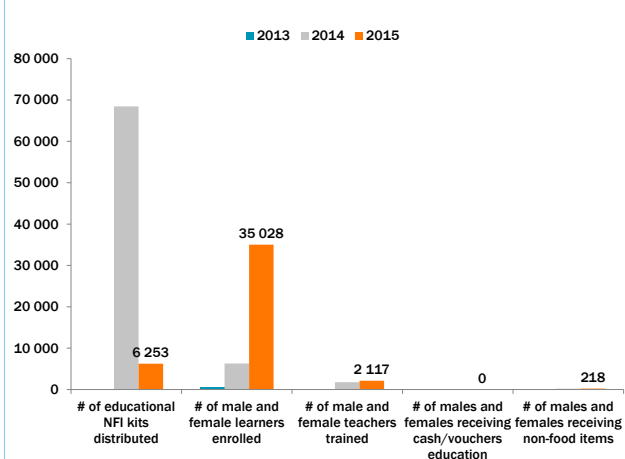
6 Key ICLA indicators



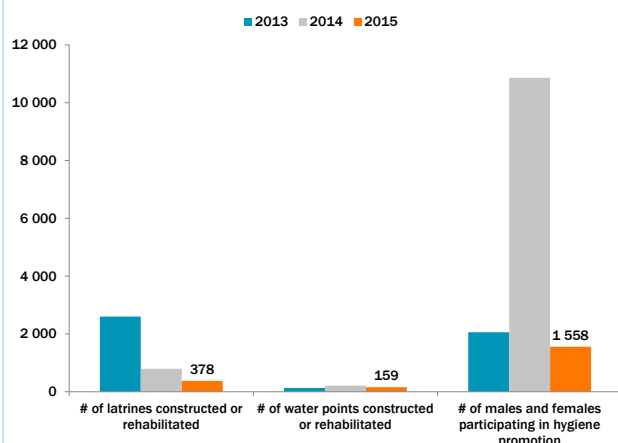
7 Key Shelter indicators



8 Key Education indicators



9 Key WASH indicators



COUNTRY TOTAL

	TOTAL	TARGET	
Country total direct beneficiaries	279 210	184 997	151%

EDUCATION

Training sessions provided for non-teaching education professionals	5	5	100%
Classrooms constructed/rehabilitated	33	20	165%
Educational NFI kits distributed	6 253	5 940	105%
Learners enrolled	35 028	19 110	183%
Non-teaching education professionals trained	80	61	131%
Teachers trained	2 117	2 981	71%
Individuals receiving educational NFI kits	8 639	8 200	105%
Individuals participating in Hygiene Promotion training or campaigns	197	200	99%
Individuals receiving non-food items (Education)	218	406	54%
NFI Kits distributed (Shelter)	4 000	4 000	100%
Schools constructed/rehabilitated	27	31	87%
Teacher training sessions provided	43	26	165%
Estimated number of individuals benefiting from infrastructure in target population (Shelter)	39 751	12 000	331%
Number of Core Competency total direct beneficiaries	79 436	51 710	154%

ICLA

Counselling services delivered	4 074	2 133	191%
Individuals who received counselling services	15 193	4 463	340%
Individuals who received information services	28 687	34 369	83%
Individuals who received legal assistance	14 940	11 263	133%
Individuals who received training services (ICLA)	4 514	4 779	94%
Information services delivered	1 614	2 391	68%
Legal assistance cases closed	1 484	1 427	104%
Legal assistance cases opened	1 653	2 159	77%
Training services delivered (ICLA)	187	196	95%
Number of Core Competency total direct beneficiaries	71 383	62 853	114%

NON-CC

	TOTAL	TARGET	
Counselling services delivered	4 074	2 133	191%
Individuals who received counselling services	15 193	4 463	340%
Individuals who received information services	28 687	34 369	83%
Individuals who received legal assistance	14 940	11 263	133%
Individuals who received training services (ICLA)	4 514	4 779	94%
Information services delivered	1 614	2 391	68%
Legal assistance cases closed	1 484	1 427	104%
Legal assistance cases opened	1 653	2 159	77%
Training services delivered (ICLA)	187	196	95%
Number of Core Competency total direct beneficiaries	71 383	62 853	114%

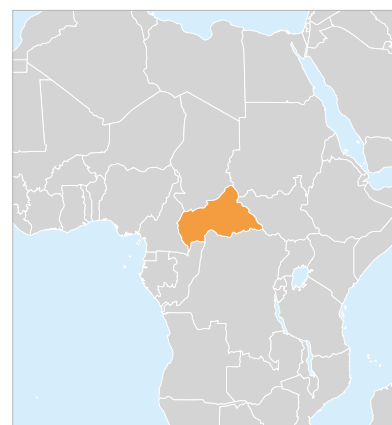
SHELTER

Counselling services delivered	4 074	2 133	191%
Individuals who received counselling services	15 193	4 463	340%
Individuals who received information services	28 687	34 369	83%
Individuals who received legal assistance	14 940	11 263	133%
Individuals who received training services (ICLA)	4 514	4 779	94%
Information services delivered	1 614	2 391	68%
Legal assistance cases closed	1 484	1 427	104%
Legal assistance cases opened	1 653	2 159	77%
Training services delivered (ICLA)	187	196	95%
Number of Core Competency total direct beneficiaries	71 383	62 853	114%

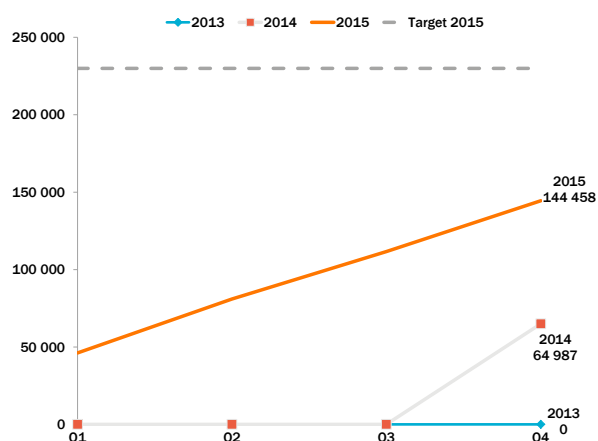


Photo: NRC / Ingrid Prestetun

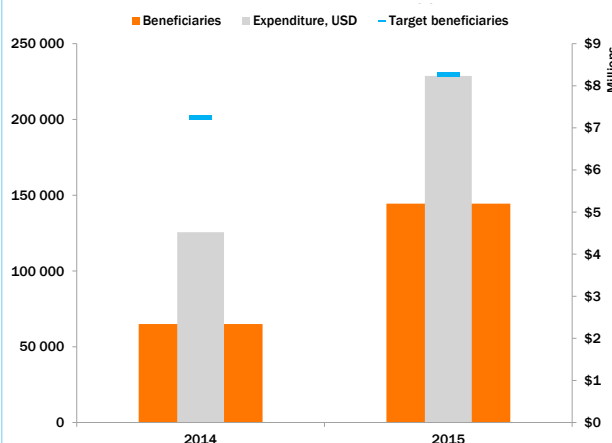
Because of the violent conflict and dramatic humanitarian needs NRC re-established a programme in Central African Republic (CAR) in 2014. NRC supports internally displaced persons by working on both sides of the ethnic and religious lines. In 2015 Core-Competency activities have been Education, ICLA, Food security, Shelter and WASH. Through its Shelter and ICLA programme NRC contributes to return of displaced peoples, preventing further conflict by ensuring that tenants are owners of the property to be restored. NRC also maintains the capacities for a rapid emergency response to assist people affected by sudden eruptions of violence and new displacements.



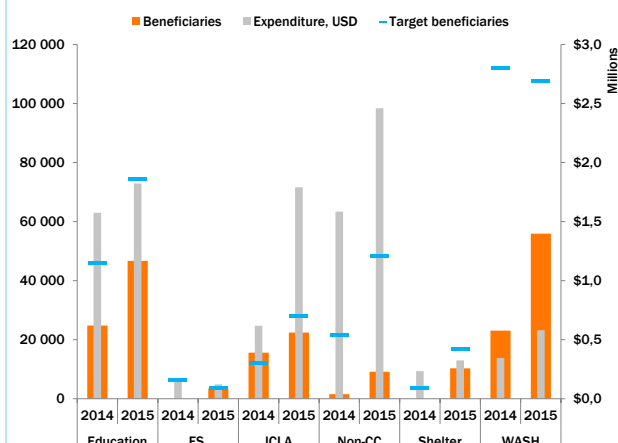
1 Quarterly progress towards targeted number of direct beneficiaries



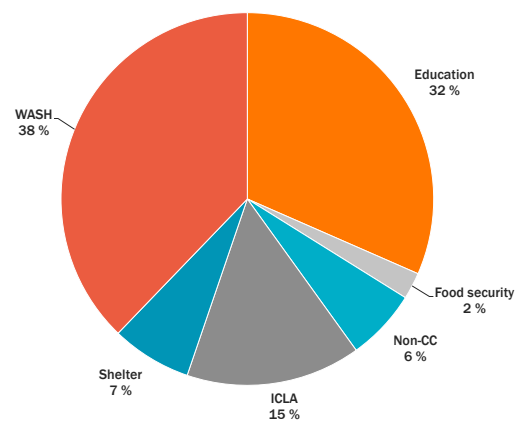
2 Beneficiaries vs. expenditure, by year



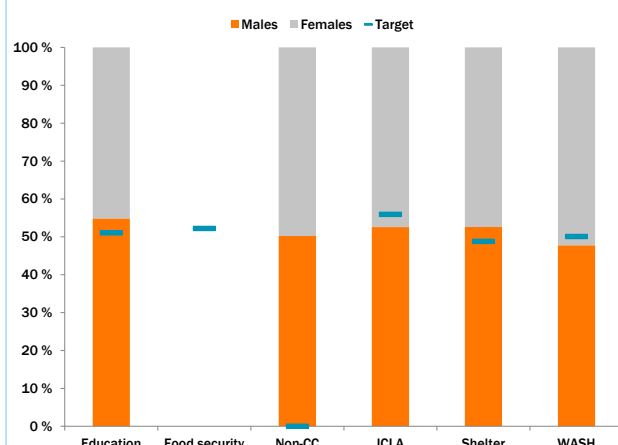
3 Beneficiaries vs. expenditure by core competency



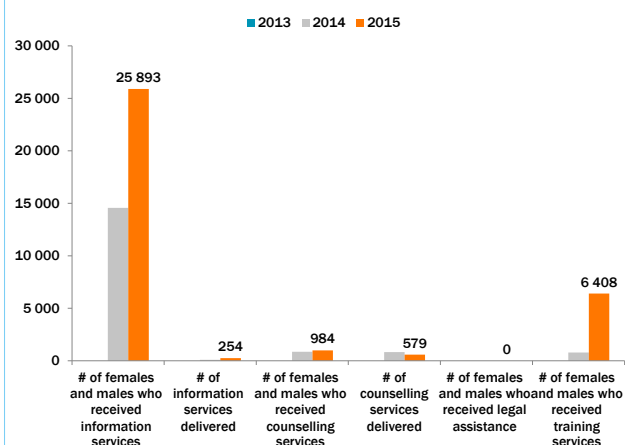
4 Number of direct beneficiaries as share of core competencies



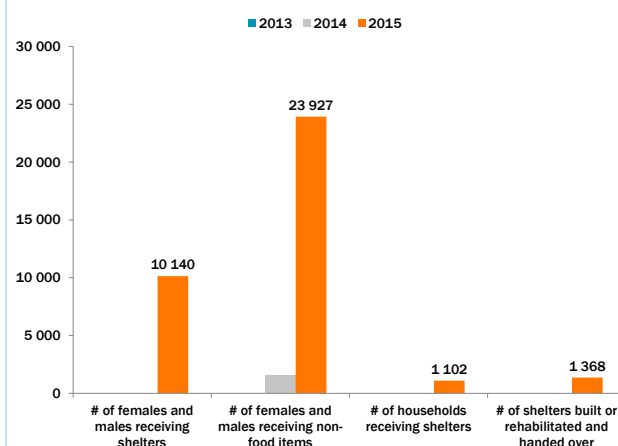
5 Share of direct beneficiaries by sex and core competency



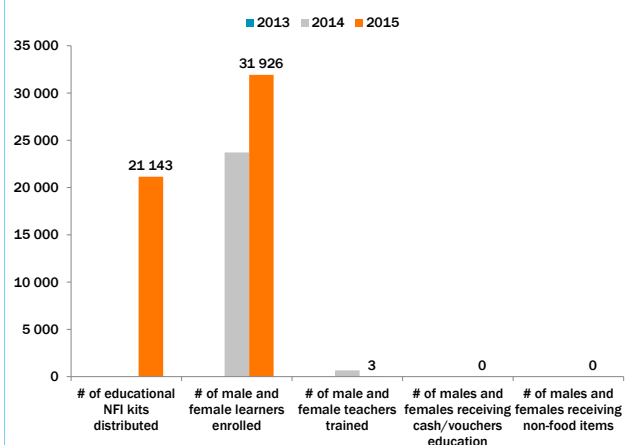
6 Key ICLA indicators



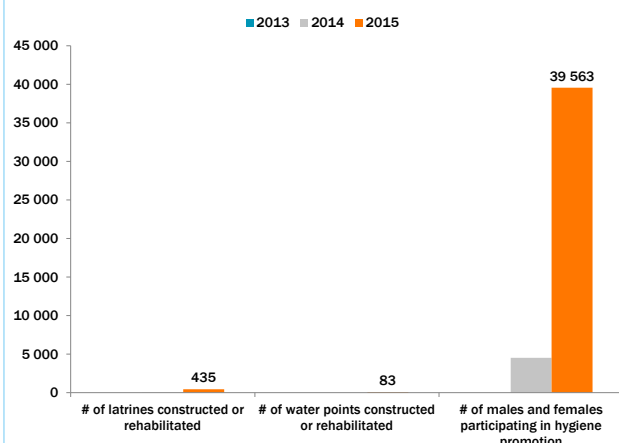
7 Key Shelter indicators



8 Key Education indicators



9 Key WASH indicators



COUNTRY TOTAL

	TOTAL	TARGET	
Country total direct beneficiaries	144 458	229 950	63%

EDUCATION

Training sessions provided for non-teaching education professionals	2	2	100%
Classrooms constructed/rehabilitated	0	30	0%
Educational NFI kits distributed	21 143	29 798	71%
Learners enrolled	31 926	21 200	151%
Non-teaching education professionals trained	240	250	96%
Teachers trained	3	315	1%
Individuals receiving educational NFI kits	32 480	62 916	52%
Individuals receiving non-food items (Education)	0	200	0%
Teacher training sessions provided	0	1	0%
Number of Core Competency total direct beneficiaries	46 682	74 342	63%

FOOD SECURITY

Individuals receiving livelihoods materials	0	375	0%
Individuals receiving training (Food security)	2 136	4 073	52%
Number of Core Competency total direct beneficiaries	3 424	3 582	96%

ICLA

Counselling services delivered	579	500	116%
Individuals who received counselling services	984	350	281%
Individuals who received information services	21 669	24 700	88%
Individuals who received training services (ICLA)	2 068	1 136	182%
Information services delivered	254	229	111%
Training services delivered (ICLA)	85	116	73%
Number of Core Competency total direct beneficiaries	22 427	27 920	80%
Individuals receiving non-food items (Education)	0	200	0%
Teacher training sessions provided	0	1	0%
Number of Core Competency total direct beneficiaries	46 682	74 342	63%

NON-CC

Individuals receiving non-food items (Shelter)	19 858	18 000	110%
Individuals who received information services	4 224	15 000	28%
Individuals who received training services (ICLA)	4 340	15 200	29%
Households receiving non-food items (Shelter)	4 125	3 600	115%
NFI Kits distributed (Shelter)	3 865	3 600	107%
Number of Core Competency total direct beneficiaries	9 150	48 215	19%
Number of Core Competency total direct beneficiaries	22 427	27 920	80%

SHELTER

Classrooms constructed/rehabilitated	17	16	106%
Individuals receiving shelters	10 140	10 760	94%
Individuals receiving non-food items (Shelter)	0	6 150	0%
Individuals trained (Shelter)	306	280	109%
Households receiving non-food items (Shelter)	0	2 680	0%
Households receiving shelters	1 102	8 130	14%
NFI Kits distributed (Shelter)	0	1 230	0%
Shelters built or rehabilitated and handed over	1 368	3 405	40%
Training sessions provided (Shelter)	13	14	93%
Estimated number of individuals benefiting from infrastructure in target population (Shelter)	640	400	160%
Number of Core Competency total direct beneficiaries	10 301	16 680	62%

WASH

Educational NFI kits distributed	1 231	2 900	42%
Individuals receiving non-food items (Shelter)	4 069	6 046	67%
Individuals trained (Shelter)	9	9	100%
Latrines constructed or rehabilitated	435	560	78%
Individuals participating in Hygiene Promotion training or campaigns	39 563	51 341	77%
NFI Kits distributed (Shelter)	4 146	5 610	74%
Water points constructed or rehabilitated	83	123	67%
Number of Core Competency total direct beneficiaries	55 898	107 426	52%

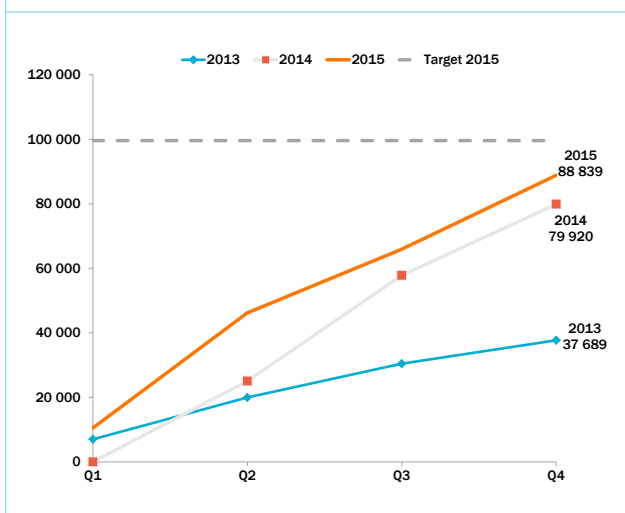
COLOMBIA



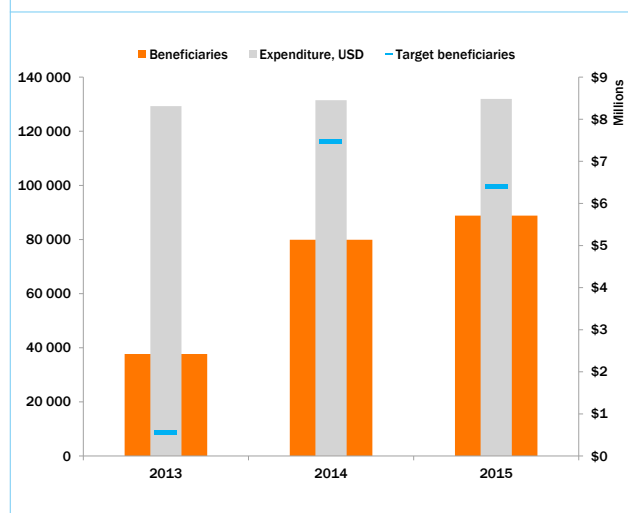
NRC has been active in Colombia since 1991, providing protection and humanitarian assistance to refugees and internally displaced persons. In 2010 a Refugee program including Ecuador, Panama and Venezuela was formally created. In 2015 NRC continued activities on Core Competencies providing Information, Counselling and Legal Assistance with a special emphasis on women's access to land. NRC also responded to massive displacements by providing education for children in conflict affected areas. Support was given to Technical and Vocational Skills training centres for the implementation of Flexible Education models to the out of school population.



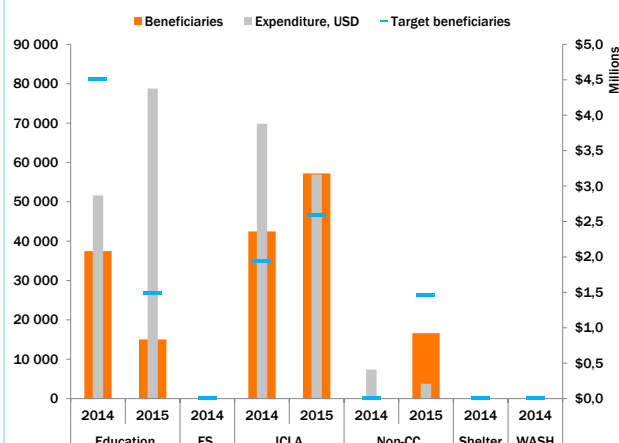
1 Quarterly progress towards targeted number of direct beneficiaries



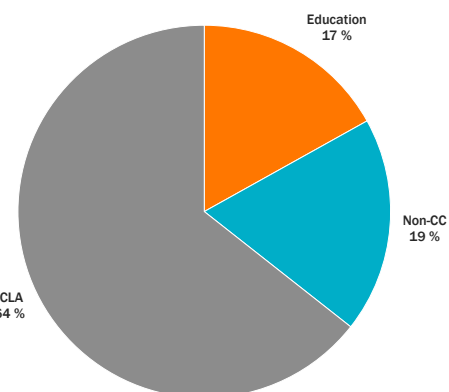
2 Beneficiaries vs. expenditure, by year



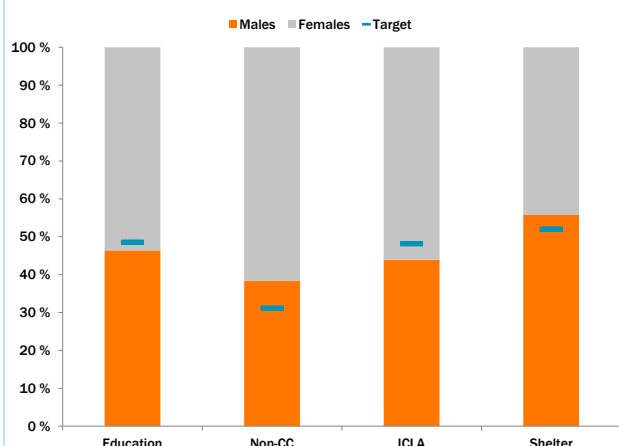
3 Beneficiaries vs. expenditure by core competency



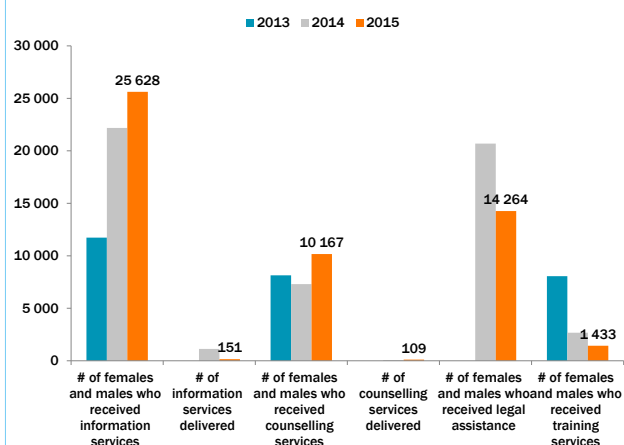
4 Number of direct beneficiaries as share of core competencies



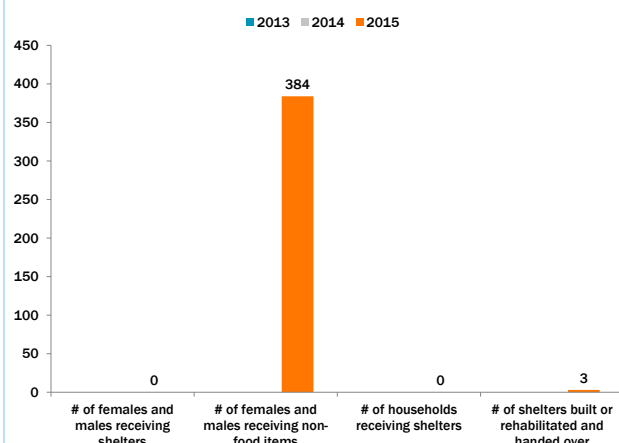
5 Share of direct beneficiaries by sex and core competency



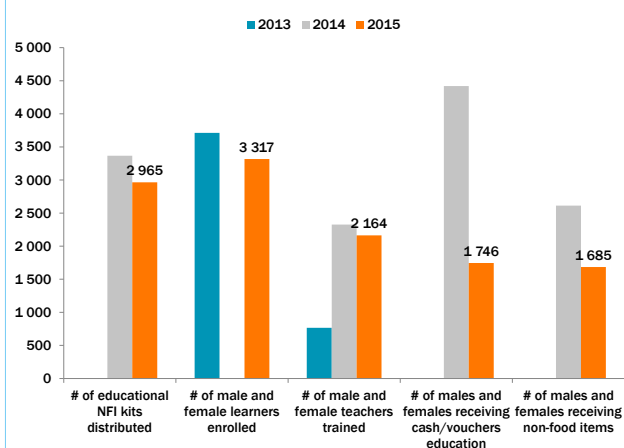
6 Key ICLA indicators



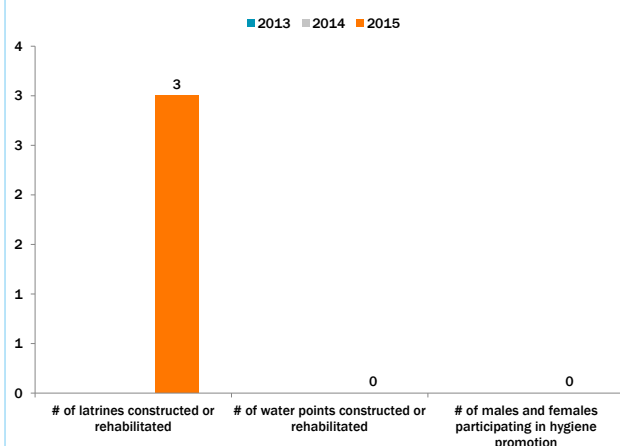
7 Key Shelter indicators



8 Key Education indicators



9 Key WASH indicators



COUNTRY TOTAL

	TOTAL	TARGET	
Country total direct beneficiaries	88 839	99 622	89 %

EDUCATION

Training sessions provided for non-teaching education professionals	26	37	70 %
Classrooms constructed/rehabilitated	3	13	23 %
Classrooms furnished	58	11	527 %
Educational NFI kits distributed	2 965	4 330	68 %
Individuals receiving non-food items (Shelter)	45	1 500	3 %
Individuals who received information services	429	240	179 %
Individuals who received legal assistance	173	60	288 %
Individuals who received training services (ICLA)	7	8	88 %
Households receiving food	671	400	168 %
Latrines constructed or rehabilitated	3	6	50 %
Learners enrolled	3 317	3 850	86 %
Non-teaching education professionals trained	1 042	1 353	77 %
Teachers trained	2 164	2 828	77 %
Individuals receiving educational NFI kits	6 951	8 600	81 %
Individuals receiving cash/vouchers (Education)	1 746	7 960	22 %
Individuals receiving non-food items (Education)	1 685	3 500	48 %
Shelters built or rehabilitated and handed over	0	1	0 %
Strategy guidance documents produced	7	18	39 %
Teacher training sessions provided	325	458	71 %
Number of Core Competency total direct beneficiaries	15 025	23 598	64 %
Quantity of food distributed (in metric tonnes)	23	4	575 %

ICLA

Counselling services delivered	104	74	141 %
Individuals who received counselling services	6 695	7 685	87 %
Individuals who received information services	18 903	13 457	140 %
Individuals who received legal assistance	12 671	9 499	133 %
Individuals who received training services (ICLA)	1 197	2 195	55 %
Information services delivered	97	45	216 %
Legal assistance cases closed	4 881	8 655	56 %
Legal assistance cases opened	12 886	10 858	119 %
Training services delivered (ICLA)	34	29	117 %
Number of Core Competency total direct beneficiaries	57 203	46 610	123 %

NON-CC

Counselling services delivered	5	5	100 %
Individuals who received counselling services	55	40	138 %
Individuals who received information services	789	635	124 %
Legal assistance cases closed	4	3	133 %
Number of Core Competency total direct beneficiaries	16 611	26 294	63 %

SHELTER

Shelters built or rehabilitated and handed over	3	3	100 %
---	---	---	-------

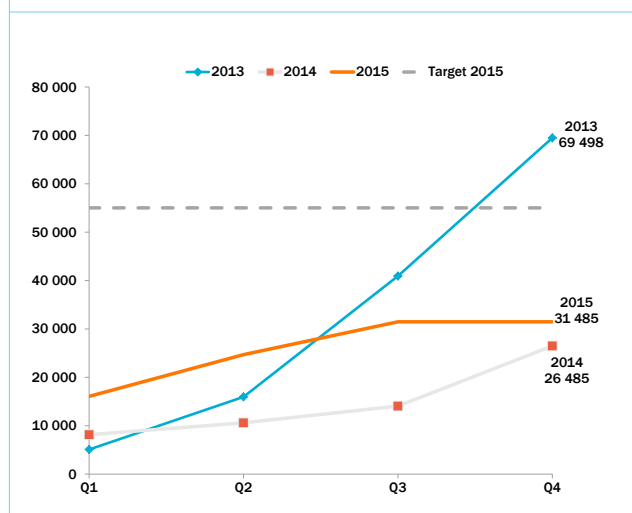
CÔTE D'IVOIRE



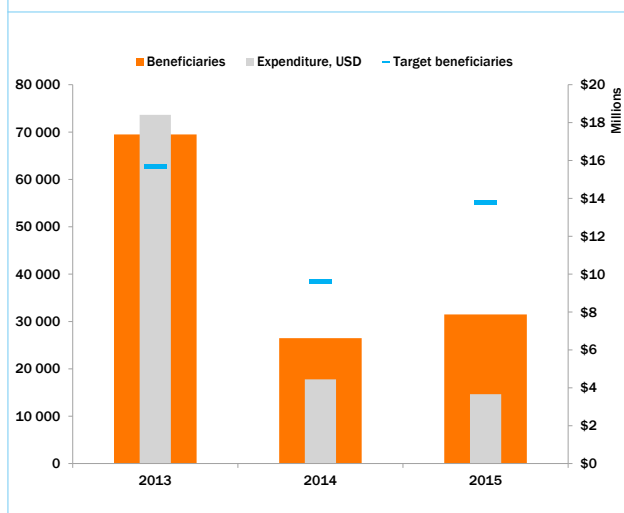
NRC has since 2006 provided protection and assistance to IDPs, returnees, and host communities in Côte d'Ivoire through Education, ICLA, Shelter and WASH. NRC decided to exit Côte d'Ivoire by the end of 2015. In 2015, NRC focused on Collaborative Dispute Resolution relating to land issues and advocacy for better application of rural land law. NRC contributed to durable solutions and social cohesion in western Côte d'Ivoire, aiming to enforce sustainable return and reduce the risk of future violence and displacement. NRC also focused on the development of partners' capacities, advocacy initiatives and documentation of lessons learned.



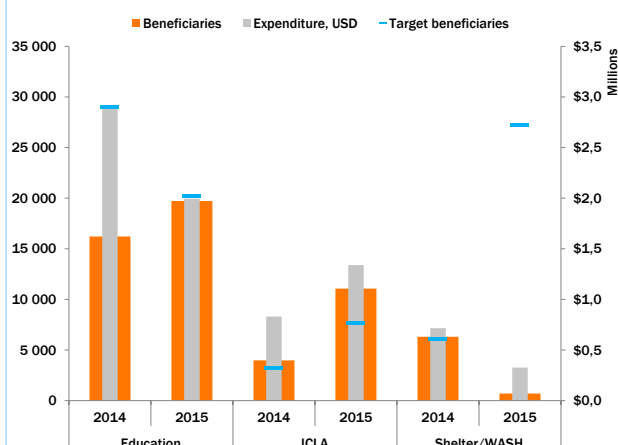
1 Quarterly progress towards targeted number of direct beneficiaries



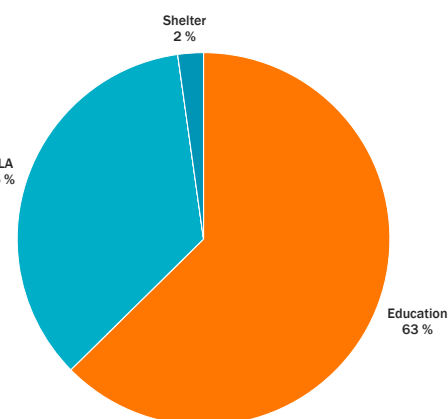
2 Beneficiaries vs. expenditure, by year



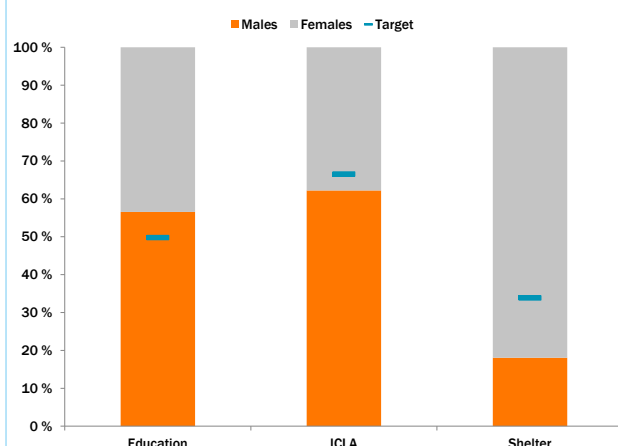
3 Beneficiaries vs. expenditure by core competency



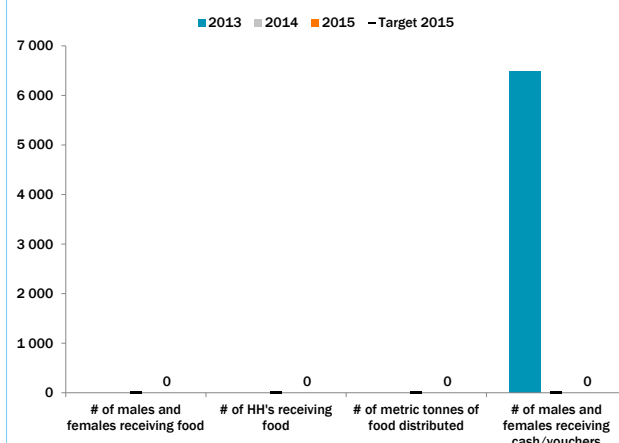
4 Number of direct beneficiaries as share of core competencies



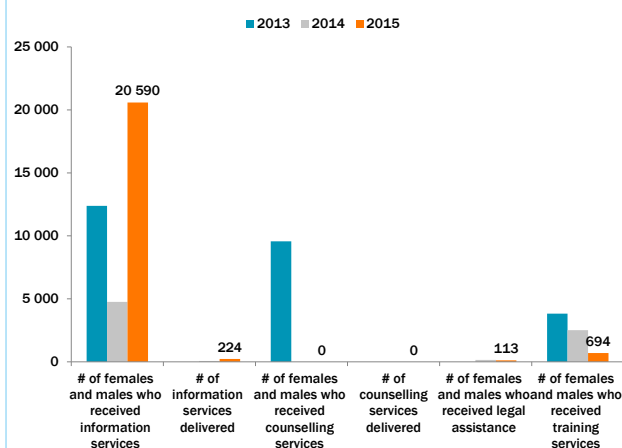
5 Share of direct beneficiaries by sex and core competency



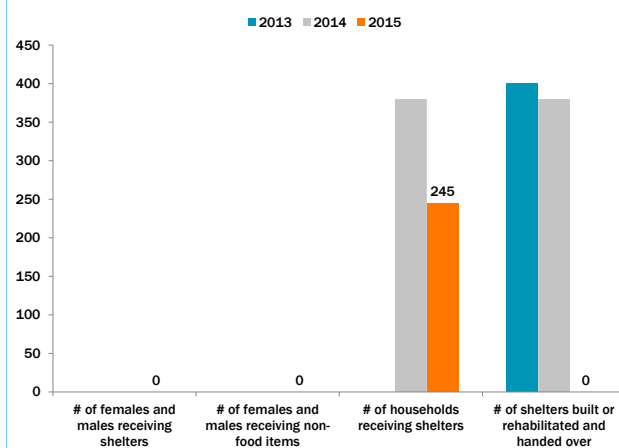
6 Key Food Security indicators



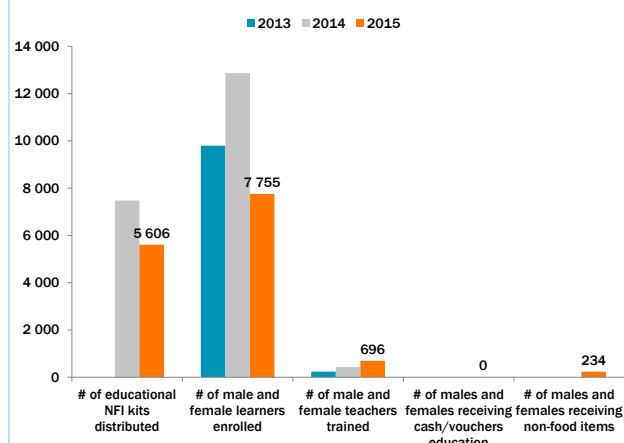
7 Key ICLA indicators



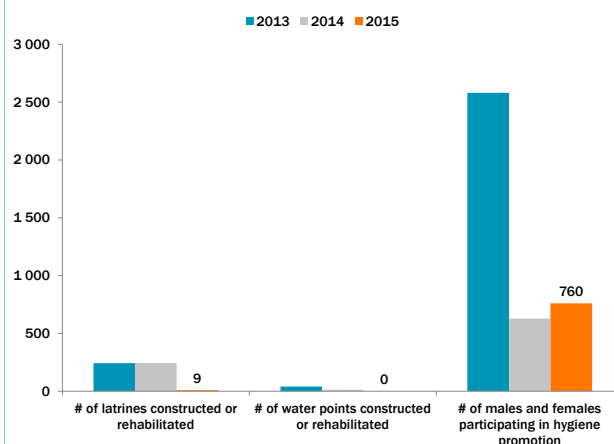
8 Key Shelter indicators



9 Key Education indicators



10 Key WASH indicators



COUNTRY TOTAL

	TOTAL	TARGET	
Country total direct beneficiaries	31 485	55 029	57%

EDUCATION

Training sessions provided for non-teaching education professionals	9	16	56%
Educational NFI kits distributed	5 606	5 143	109%
Individuals who received information services	8 094	8 500	95%
Information services delivered	110	120	92%
Learners enrolled	7 755	7 650	101%
Non-teaching education professionals trained	584	780	75%
Teachers trained	696	797	87%
Individuals receiving educational NFI kits	7 562	7 550	100%
Individuals receiving non-food items (Education)	234	170	138%
Teacher training sessions provided	15	12	125%
Number of Core Competency total direct beneficiaries	19 716	20 167	98%

ICLA

Individuals who received information services	12 496	7 500	167%
Individuals who received legal assistance	113	150	75%
Individuals who received training services (ICLA)	694	1 278	54%
Information services delivered	114	114	100%
Legal assistance cases closed	159	180	88%
Legal assistance cases opened	265	400	66%
Training services delivered (ICLA)	34	55	62%
Number of Core Competency total direct beneficiaries	11 071	7 620	145%

SHELTER

Classrooms constructed/rehabilitated	9	9	100%
Individuals trained (Shelter)	122	251	49%
Households receiving shelters	245	251	98%
Latrines constructed or rehabilitated	9	10	90%
Individuals participating in Hygiene Promotion training or campaigns	576	400	144%
Training sessions provided (Shelter)	11	11	100%
Estimated number of individuals benefiting from infrastructure in target population (Shelter)	0	26 591	0%
Number of Core Competency total direct beneficiaries	698	27 242	3%

WASH

Individuals participating in Hygiene Promotion training or campaigns	184	210	88%
--	-----	-----	-----

DJIBOUTI

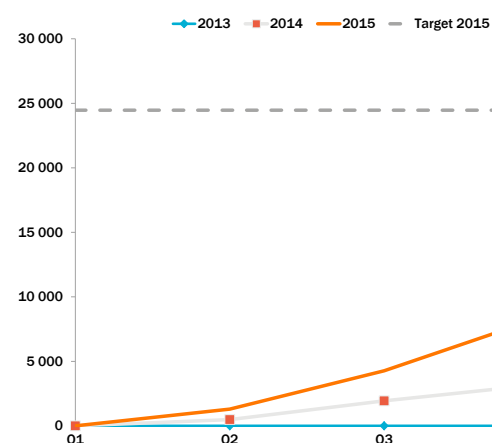


Photo: Souleiman Djama

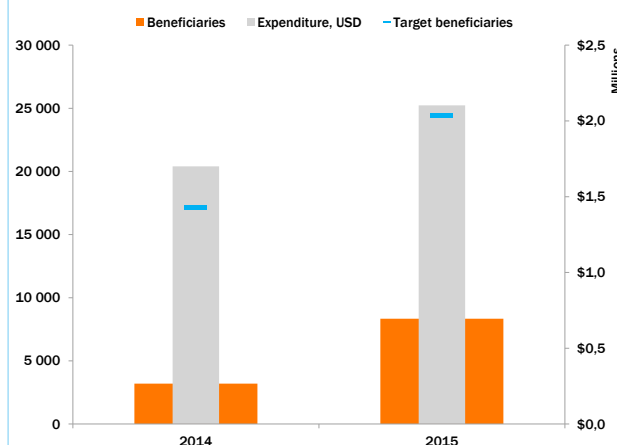
NRC has been operational in Djibouti since 2013, supporting internally displaced persons and climate migrants. NRC's programs in Djibouti include Shelter, WASH and Food Security. In 2015 NRC continued constructing permanent shelters for internally displaced persons and supported refugees from Yemen with kitchens, solar lamps and plastic sheets. In the refugees camps Ali Addeh, Holl Holl and Markazi NRC remains the main implementing partner in WASH. The NRC strategy in Djibouti is focusing to reach more vulnerable beneficiaries suffering from displacement including protracted and emergency crisis, and natural disaster like El-Nino phenomenon.



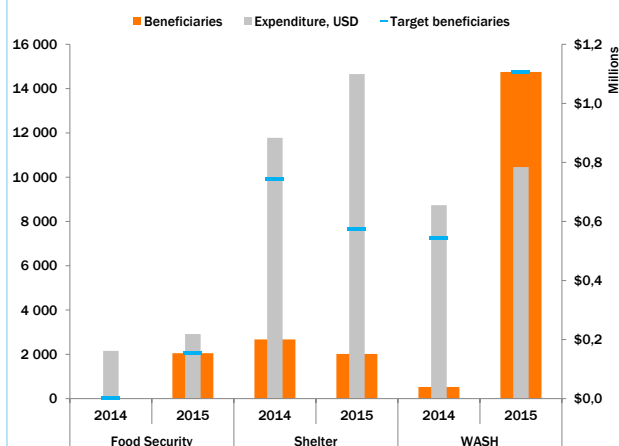
1 Quarterly progress towards targeted number of direct beneficiaries



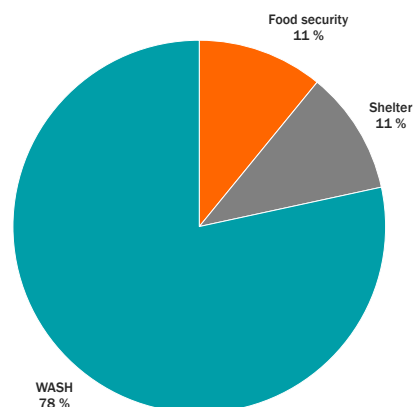
2 Beneficiaries vs. expenditure, by year



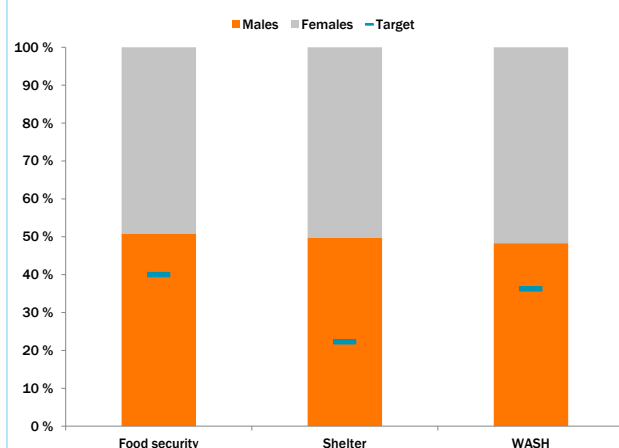
3 Beneficiaries vs. expenditure by core competency



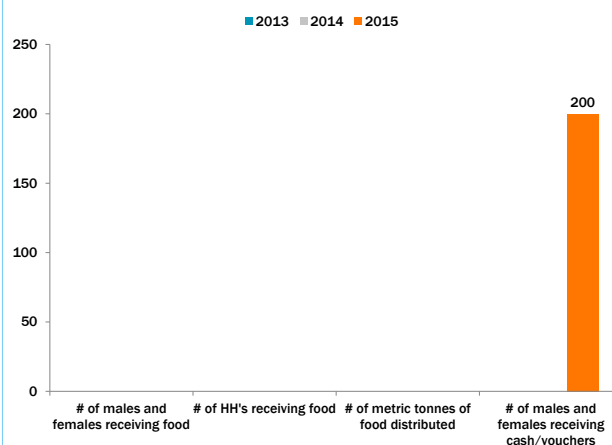
4 Number of direct beneficiaries as share of core competencies



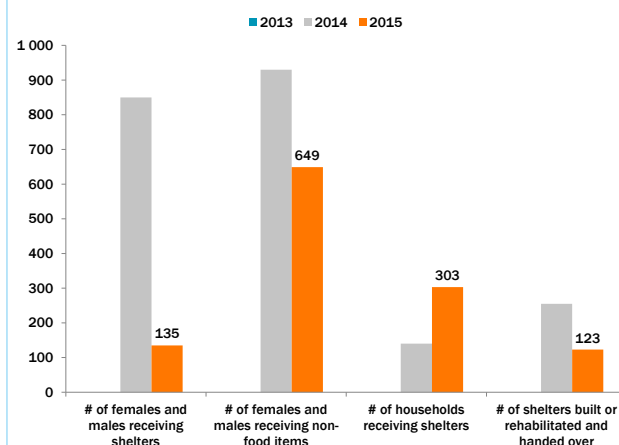
5 Share of direct beneficiaries by sex and core competency



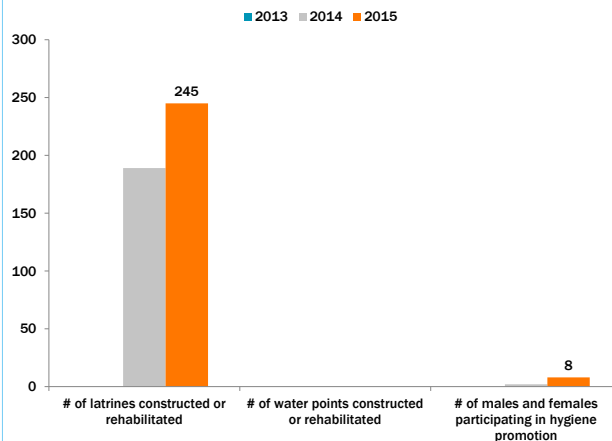
6 Key Food Security indicators



7 Key Shelter indicators



8 Key WASH indicators



COUNTRY TOTAL

	TOTAL	TARGET	
Country total direct beneficiaries	8 338	24 468	34%

FOOD SECURITY

Individuals receiving cash/vouchers	200	200	100%
Individuals receiving food production inputs	90	290	31%
Individuals receiving training (Food security)	41	221	19%
Number of Core Competency total direct beneficiaries	2 051	2 051	100%
Value of cash/voucher distributed (Food security)	668	0	--

SHELTER

Individuals receiving shelters	135	135	100%
Individuals receiving non-food items (Shelter)	649	700	93%
Households receiving non-food items (Shelter)	400	400	100%
Households receiving shelters	249	249	100%
NFI Kits distributed (Shelter)	912	1 130	81%
Shelters built or rehabilitated and handed over	69	69	100%
Number of Core Competency total direct beneficiaries	2 015	7 666	26%

WASH

Households receiving shelters	54	54	100%
Latrines constructed or rehabilitated	245	445	55%
Individuals participating in Hygiene Promotion training or campaigns	8	8	100%
Shelters built or rehabilitated and handed over	54	54	100%
Water points constructed or rehabilitated	0	3	0%
Number of Core Competency total direct beneficiaries	14 751	14 751	100%

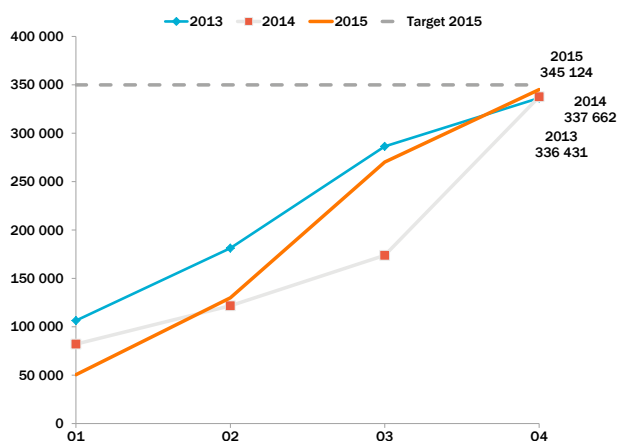
DRC



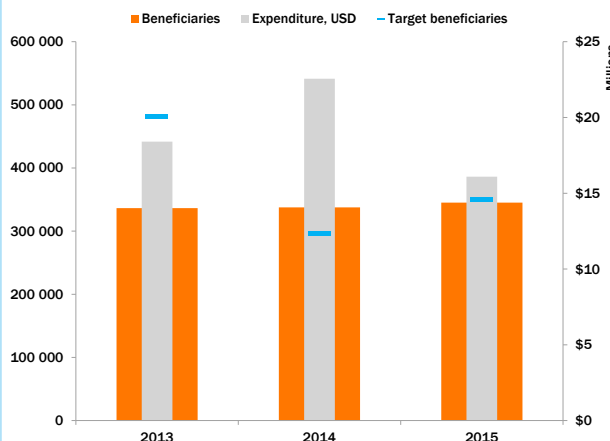
NRC has been active in the Democratic Republic of Congo (DRC) since 2001, operating within all five Core-Competencies. In 2015, the Food Security programme have focused on the reestablishment of agricultural production and animal husbandry through provision of improved agricultural inputs and of training on conservative agriculture to people affected by displacements. ICLA activities are focused on the themes of housing land and property and legal civil documentation. The NRC Shelter department is supporting the construction of youth education centres, classrooms and family shelters.



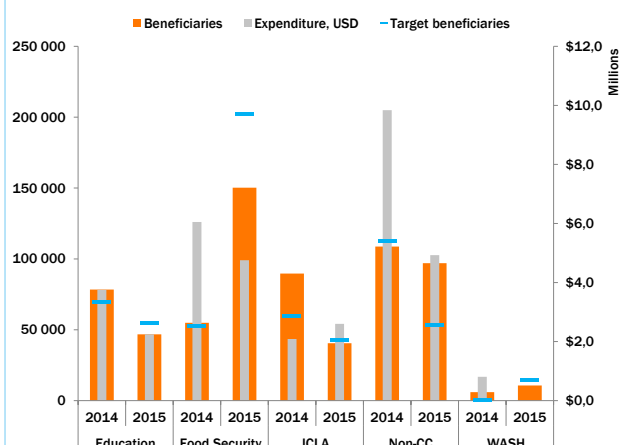
1 Quarterly progress towards targeted number of direct beneficiaries



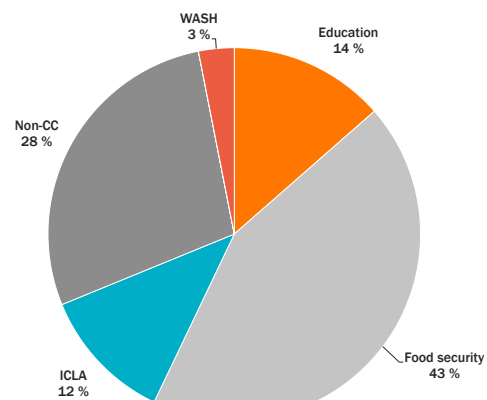
2 Beneficiaries vs. expenditure, by year



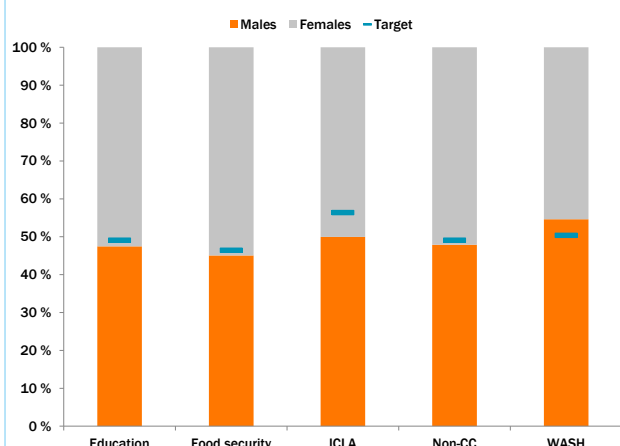
3 Beneficiaries vs. expenditure by core competency



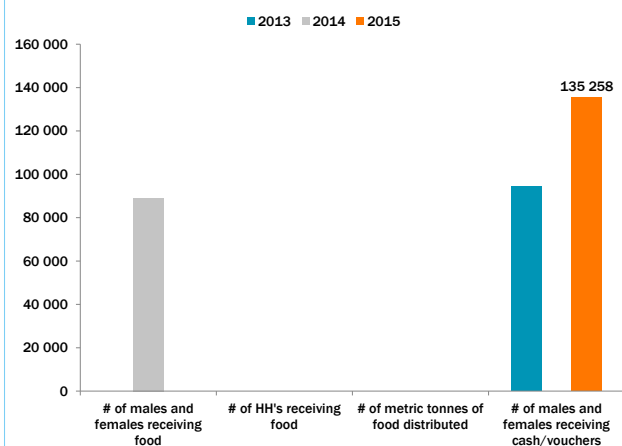
4 Number of direct beneficiaries as share of core competencies



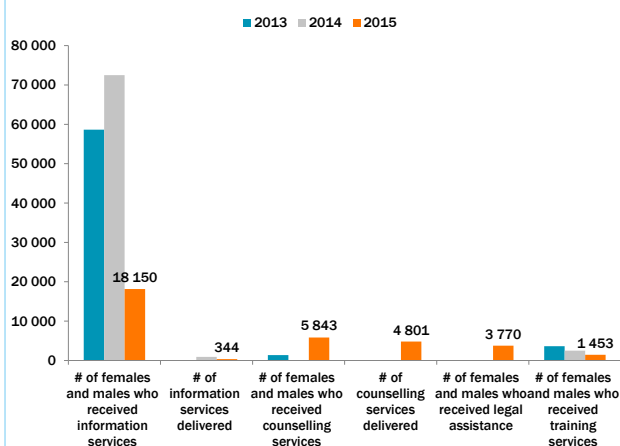
5 Share of direct beneficiaries by sex and core competency



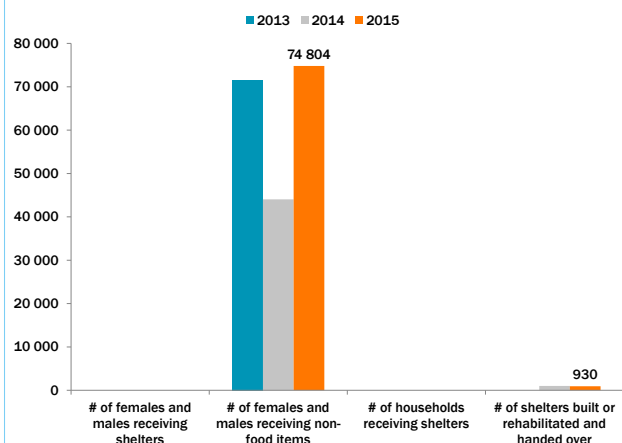
6 Key Food Security indicators



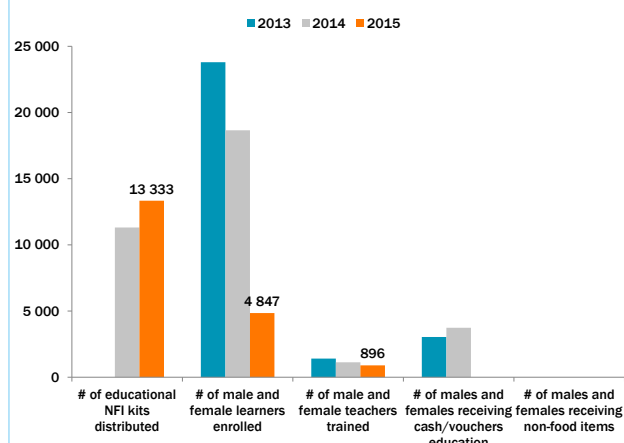
7 Key ICLA indicators



8 Key Shelter indicators



9 Key Education indicators



COUNTRY TOTAL

	TOTAL	TARGET	
Country total direct beneficiaries	345 124	350 000	99%

EDUCATION

Classrooms constructed/rehabilitated	4	4	100%
Classrooms furnished	4	4	100%
Educational NFI kits distributed	13 333	13 854	96%
Individuals receiving non-food items (Shelter)	1 131	1 000	113%
Latrines constructed or rehabilitated	8	4	200%
Learners enrolled	4 847	7 300	66%
Teachers trained	896	882	102%
Individuals receiving educational NFI kits	18 265	18 521	99%
NFI Kits distributed (Shelter)	14	15	93%
Teacher training sessions provided	6	6	100%
Water points constructed or rehabilitated	1	0	--
Number of Core Competency total direct beneficiaries	46 752	54 482	86%
Value of cash/vouchers distributed (Education)	99 376	229 471	43%

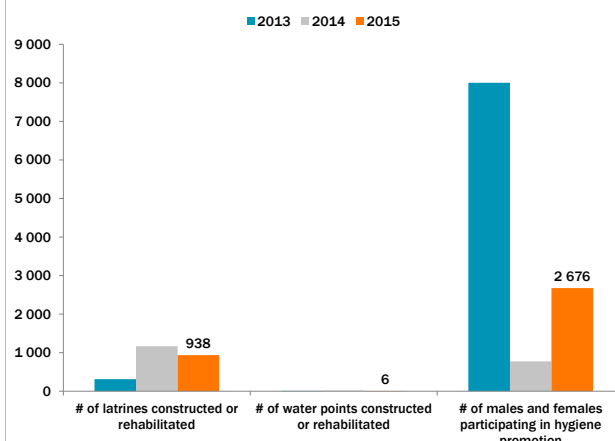
FOOD SECURITY

Households receiving cash/vouchers (Food security)	27 454	34 915	79%
Individuals receiving cash/vouchers	135 258	168 653	80%
Individuals receiving food production inputs	8 090	11 591	70%
Individuals receiving training (Food security)	5 556	8 486	65%
Running metres of road constructed or rehabilitated	7 000	21 000	33%
Number of Core Competency total direct beneficiaries	150 279	202 110	74%
Value of cash/voucher distributed (Food security)	7 308 061	2 781 829	263%

ICLA

Counselling services delivered	4 801	4 320	111%
Individuals who received counselling services	5 843	4 365	134%
Individuals who received information services	18 150	14 762	123%
Individuals who received legal assistance	3 770	4 000	94%
Individuals who received training services (ICLA)	1 453	1 522	95%
Information services delivered	344	292	118%
Legal assistance cases closed	1 311	1 200	109%
Legal assistance cases opened	1 783	1 500	119%
Training services delivered (ICLA)	60	70	86%
Number of Core Competency total direct beneficiaries	40 476	42 592	95%

10 Key WASH indicators



NON-CC

Classrooms furnished	25	33	76%
Educational NFI kits distributed	49 554	15 090	328%
Individuals receiving non-food items (Shelter)	73 403	15 000	489%
Households receiving cash/vouchers (Food security)	850	850	100%
Households receiving cash/vouchers (Shelter)	21 436	9 600	223%
Households receiving non-food items (Shelter)	11 529	3 000	384%
Learners enrolled	14 334	28 500	50%
Teachers trained	2 494	531	470%
Individuals receiving educational NFI kits	49 541	14 890	333%
Individuals receiving cash/vouchers	4 250	4 250	100%
Individuals receiving cash/vouchers (Education)	39 400	0	--
Individuals receiving cash/vouchers (Shelter)	61 849	72 500	85%
Individuals receiving training (Food security)	100	100	100%
NFI Kits distributed (Shelter)	7 635	3 000	255%
Estimated number of individuals benefiting from infrastructure in target population (Shelter)	1 137	500	227%
Number of Core Competency total direct beneficiaries	96 958	53 050	183%
Value of cash/voucher distributed (Food security)	76 500	76 500	100%
Value of cash/vouchers distributed (Education)	84 011	0	--
Value of cash/vouchers distributed (Shelter)	125 161	140 504	89%

SHELTER

Classrooms constructed/rehabilitated	33	33	100%
Shelters built or rehabilitated and handed over	930	1 150	81%

WASH

Individuals receiving non-food items (Shelter)	270	270	100%
Households receiving non-food items (Shelter)	270	270	100%
Latrines constructed or rehabilitated	930	1 150	81%
Individuals participating in Hygiene Promotion training or campaigns	2 676	13 436	20%
NFI Kits distributed (Shelter)	27	24	113%
Water points constructed or rehabilitated	5	6	83%
Number of Core Competency total direct beneficiaries	10 659	14 331	74%

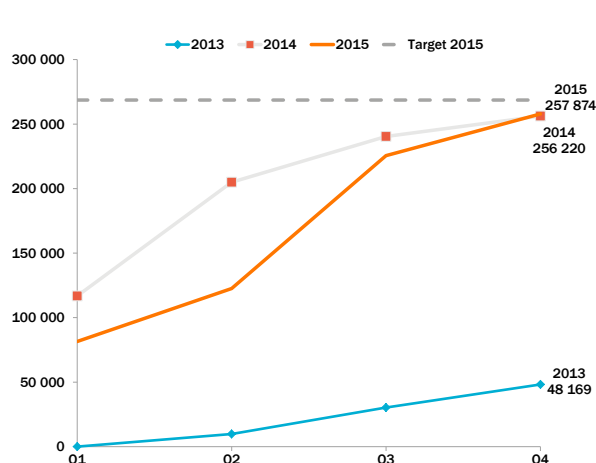
ETHIOPIA



NRC Ethiopia was established in June 2011 to assist Somali and Eritrean refugees. Now an increasing number of people are seeking refuge due to political, social and environmental upheavals in neighbouring countries. NRC operations focus on improving the living conditions of refugees through Shelter, WASH, Food security, Education and child protection activities. Ethiopia is currently experiencing severe droughts due to the underperformance of two consecutive rainy seasons. As part of the response to the ongoing drought a combined WASH and Shelter intervention happened in the Siti zone of the Somali region. NRC is mainstreaming gender and protection throughout all its programme activities.



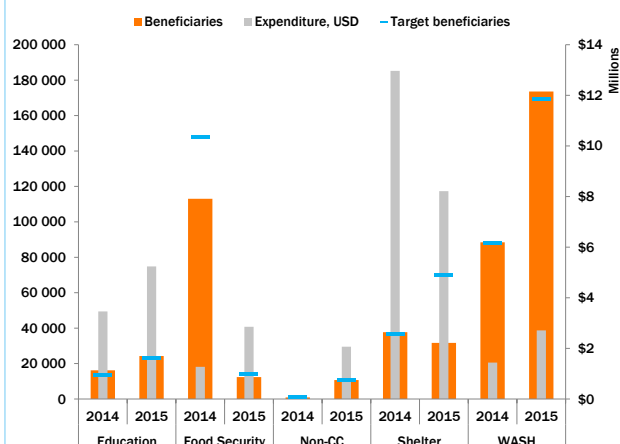
1 Quarterly progress towards targeted number of direct beneficiaries



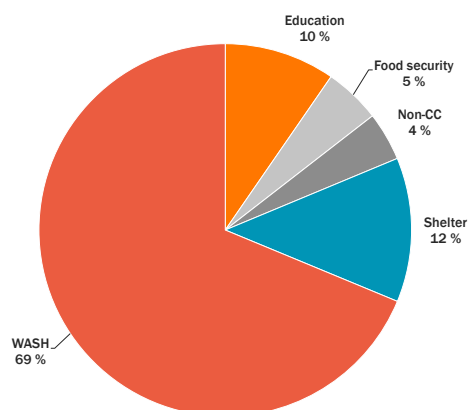
2 Beneficiaries vs. expenditure, by year



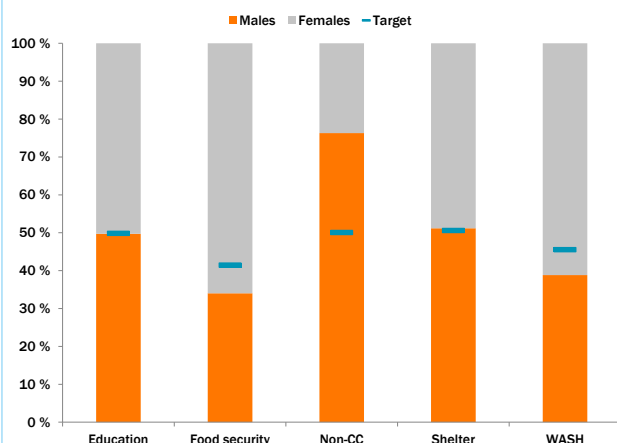
3 Beneficiaries vs. expenditure by core competency



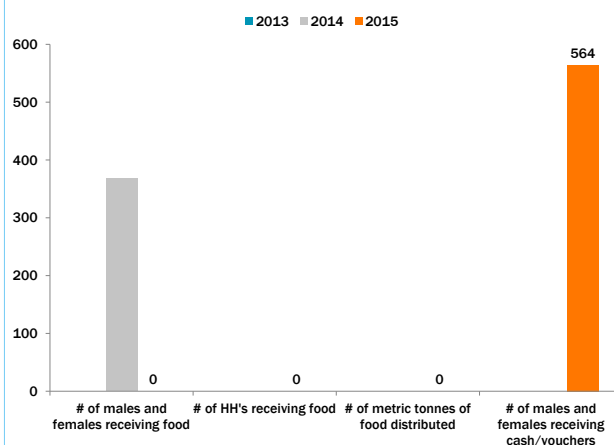
4 Number of direct beneficiaries as share of core competencies



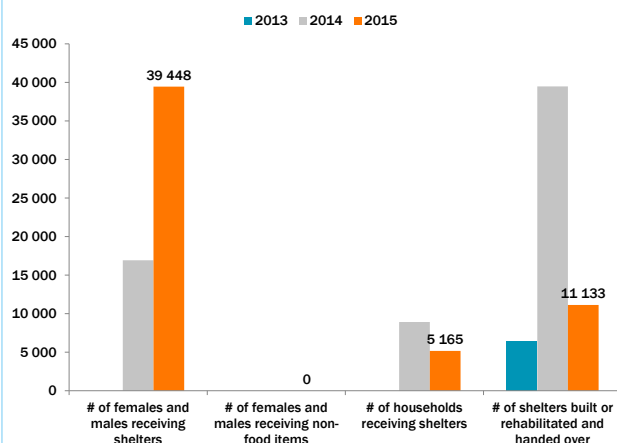
5 Share of direct beneficiaries by sex and core competency



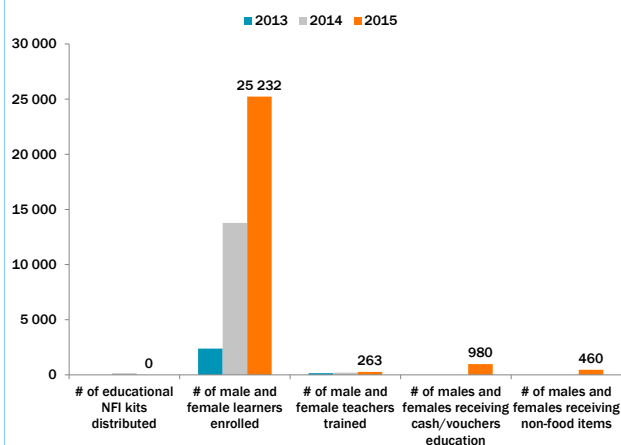
6 Key Food Security indicators



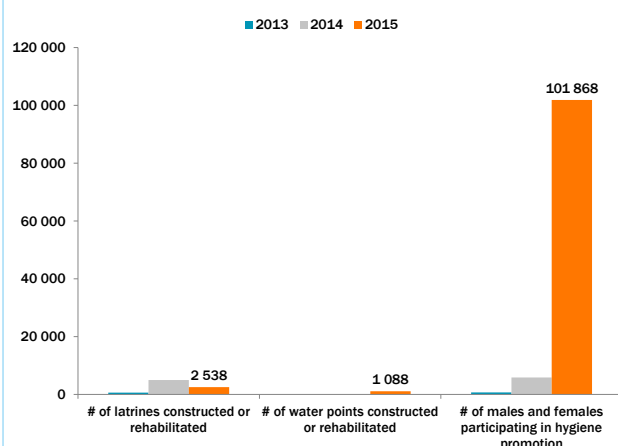
7 Key Shelter indicators



8 Key Education indicators



9 Key WASH indicators



COUNTRY TOTAL

	TOTAL	TARGET	
Country total direct beneficiaries	257 874	268 593	96%

EDUCATION

Training sessions provided for non-teaching education professionals	4	4	100%
Classrooms constructed/rehabilitated	39	28	139%
Educational NFI kits distributed	0	300	0%
Learners enrolled	25 232	25 050	101%
Non-teaching education professionals trained	186	114	163%
Teachers trained	263	229	115%
Individuals receiving educational NFI kits	1 059	1 191	89%
Individuals receiving cash/vouchers (Education)	980	1 000	98%
Individuals receiving livelihoods materials	0	25	0%
Individuals receiving non-food items (Education)	460	1 220	38%
Individuals receiving training (Food security)	2 278	2 950	77%
Schools constructed/rehabilitated	2	2	100%
Teacher training sessions provided	9	12	75%
Number of Core Competency total direct beneficiaries	24 283	23 250	104%

FOOD SECURITY

Individuals receiving cash/vouchers	564	1 669	34%
Individuals receiving food production inputs	3 279	3 396	97%
Individuals receiving livelihoods materials	779	779	100%
Individuals receiving training (Food security)	2 693	3 094	87%
Number of Core Competency total direct beneficiaries	12 341	13 830	89%
Value of cash/voucher distributed (Food security)	1 566 709	1 185 935	132%

NON-CC

Number of Core Competency total direct beneficiaries	10 665	10 775	99%
--	--------	--------	-----

SHELTER

Classrooms constructed/rehabilitated	4	4	100%
Individuals receiving shelters	39 448	73 812	53%
Individuals trained (Shelter)	0	460	0%
Households receiving shelters	5 165	10 932	47%
Latrines constructed or rehabilitated	8	4	200%
Running metres of road constructed or rehabilitated	8 000	8 004	100%
Shelters built or rehabilitated and handed over	11 133	18 333	61%
Number of Core Competency total direct beneficiaries	31 643	69 927	45%

WASH

Latrines constructed or rehabilitated	2 530	1 980	128%
Individuals participating in Hygiene Promotion training or campaigns	101 868	136 175	75%
Water points constructed or rehabilitated	1 088	1 083	100%
Number of Core Competency total direct beneficiaries	173 621	169 135	103%

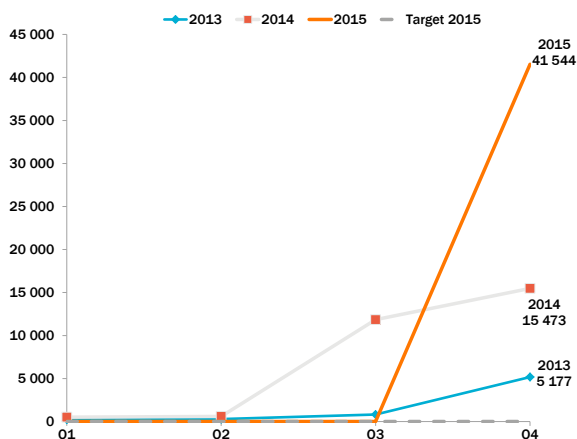
IRAN



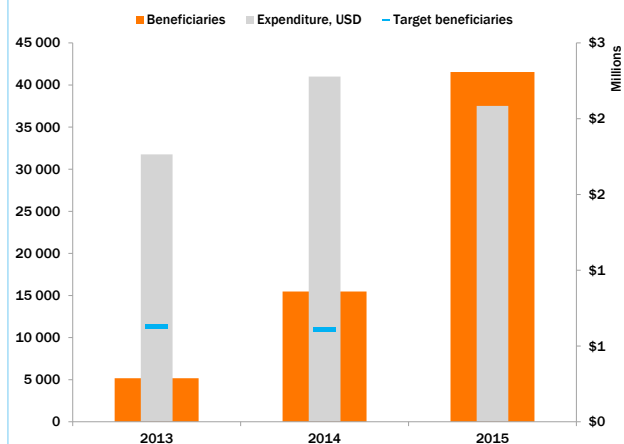
In January 2012 NRC established a program in Iran. For the past thirty years, the country has been host to nearly one million Afghan refugees. NRC advocate for the transfer of humanitarian funding into Iran, currently limited due to international economic sanctions. In 2015 NRC continued its focus on providing food security and livelihood to refugees in urban areas and female-headed-households, while continuing assisting refugees in camps with Shelter, WASH, Education and ICLA related response. Trough the Cash Transfer Programme, extremely vulnerable refugee families receive a rechargeable magnetic debit card to purchase food and hygiene products.



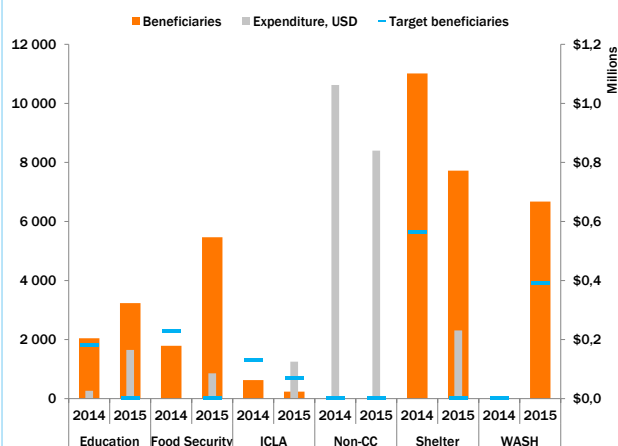
1 Quarterly progress towards targeted number of direct beneficiaries



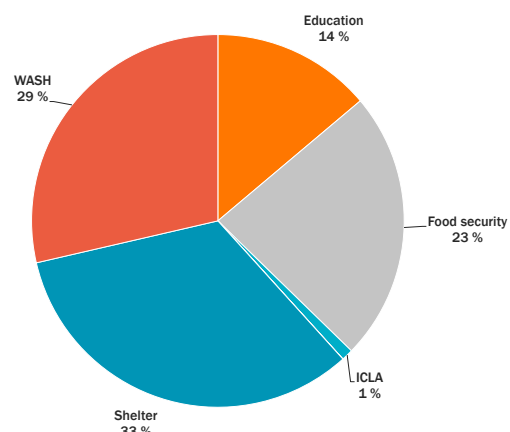
2 Beneficiaries vs. expenditure, by year



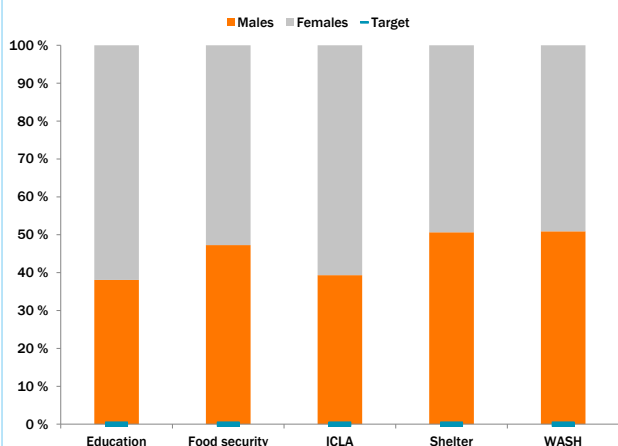
3 Beneficiaries vs. expenditure by core competency



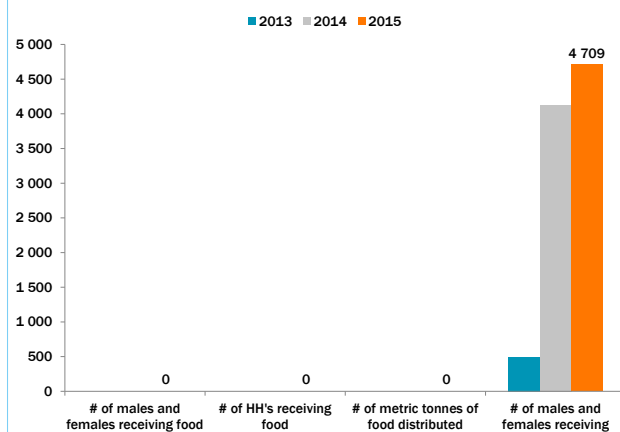
4 Number of direct beneficiaries as share of core competencies



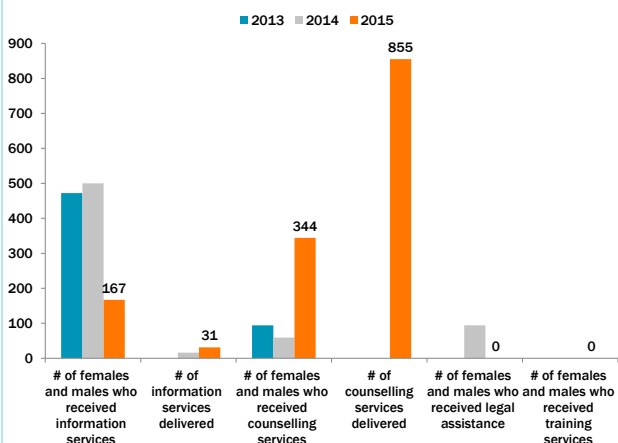
5 Share of direct beneficiaries by sex and core competency



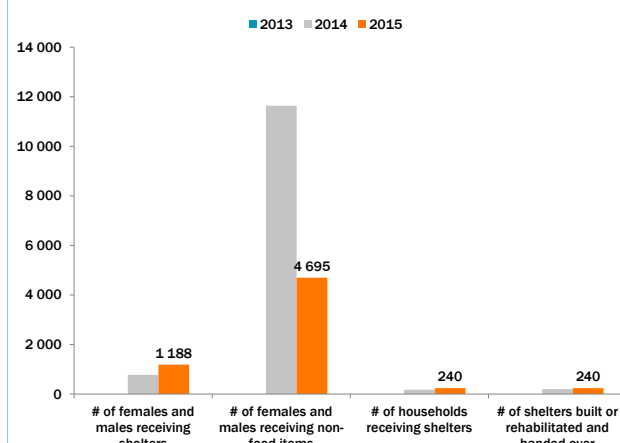
6 Key Food Security indicators



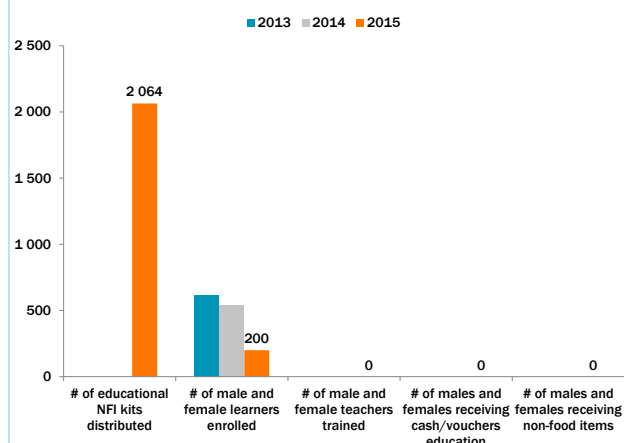
7 Key ICLA indicators



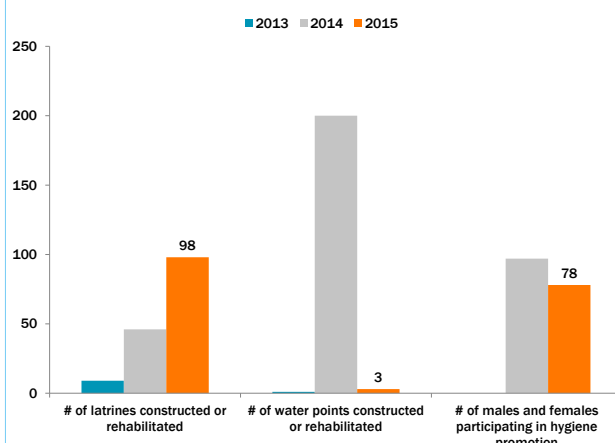
8 Key Shelter indicators



9 Key Education indicators



10 Key WASH indicators



COUNTRY TOTAL

	TOTAL	TARGET
Country total direct beneficiaries	41 544	0 --

EDUCATION

Classrooms constructed/rehabilitated	29	4	725%
Classrooms furnished	124	4	3100%
Educational NFI kits distributed	2 064	100	2064%
Learners enrolled	200	100	200%
Individuals receiving educational NFI kits	1 321	0	--
Strategy guidance documents produced	1	2	50%
Estimated number of individuals benefiting from infrastructure in target population (Shelter)	725	0	--
Number of Core Competency total direct beneficiaries	3 233	0	--

FOOD SECURITY

Households receiving cash/vouchers (Food security)	983	700	140%
Individuals receiving cash/vouchers	4 709	3 500	135%
Individuals receiving livelihoods materials	0	150	0%
Individuals receiving training (Food security)	480	550	87%
Number of Core Competency total direct beneficiaries	5 465	0	--
Value of cash/voucher distributed (Food security)	180 655	103 400	175%

ICLA

Counselling services delivered	855	90	950%
Individuals who received counselling services	344	90	382%
Individuals who received information services	167	600	28%
Information services delivered	31	200	16%
Number of Core Competency total direct beneficiaries	236	690	34%

SHELTER

Individuals receiving shelters	1 188	400	297%
Individuals receiving non-food items (Shelter)	4 695	5 055	93%
Households receiving non-food items (Shelter)	1 195	0	--
Households receiving shelters	240	40	600%
NFI Kits distributed (Shelter)	1 195	0	--
Shelters built or rehabilitated and handed over	240	80	300%
Estimated number of individuals benefiting from infrastructure in target population (Shelter)	2 889	0	--
Number of Core Competency total direct beneficiaries	7 721	0	--

WASH

Latrines constructed or rehabilitated	98	25	392%
Individuals participating in Hygiene Promotion training or campaigns	78	3 900	2%
Water points constructed or rehabilitated	3	1	300%
Number of Core Competency total direct beneficiaries	6 676	3 900	171%

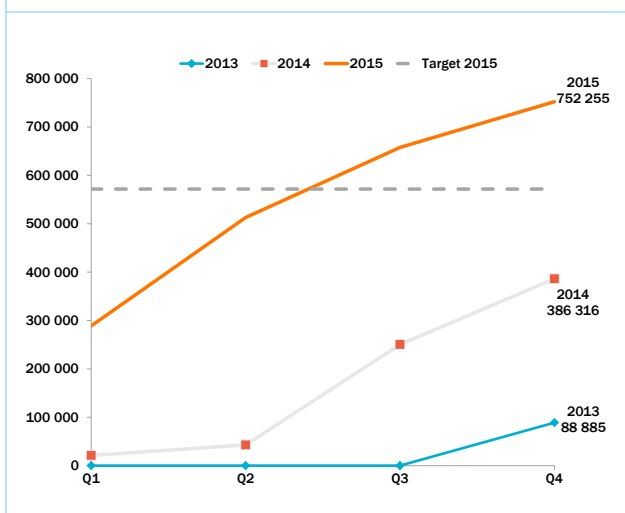
IRAQ



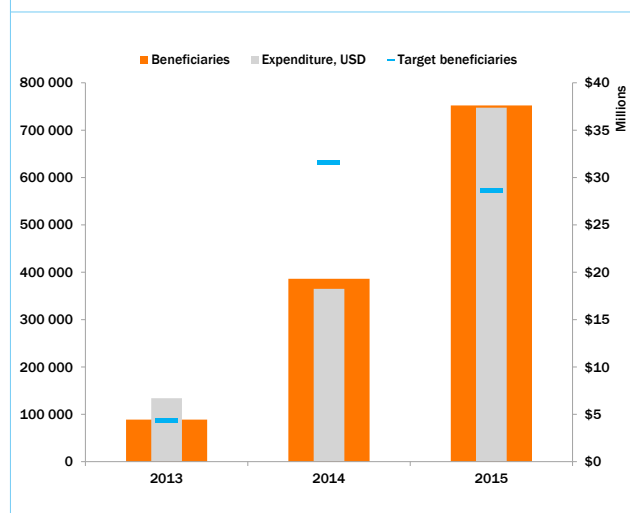
NRC established its programme activities in 2010, scaling up in the Kurdistan region of Iraq in 2014 because of a massive increase of internally displaced persons and Syrian refugees. NRC responds with services such as Education, Shelter, WASH, ICLA and GBV. In 2015, NRC established its ICLA programme which improved recognition of housing, land and property rights. Critical assistance to around 50,000 IDP across Iraq with distribution of food rations, drinking water, and hygiene kits was also provided. Today, NRC is one of the biggest cash actors in Iraq and will in the upcoming year focus on new ways to distribute cash to displaced populations.



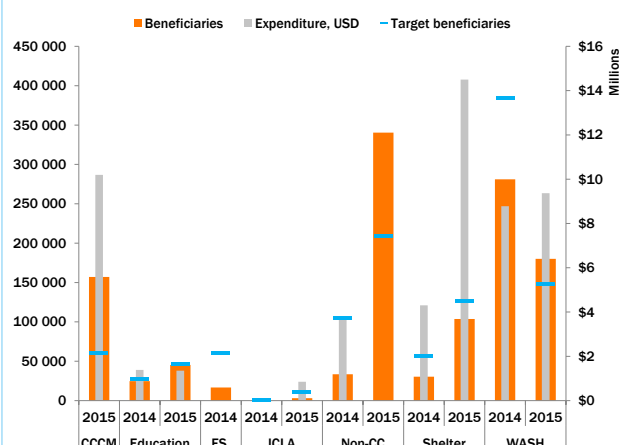
1 Quarterly progress towards targeted number of direct beneficiaries



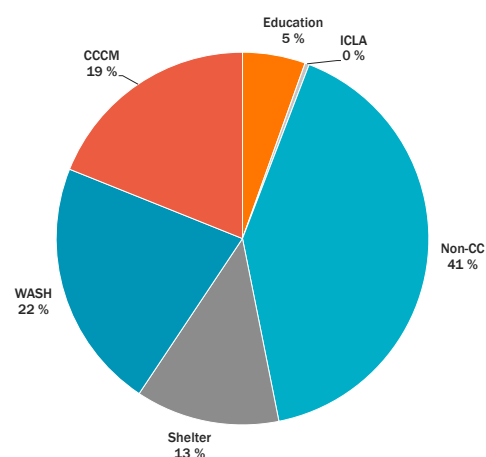
2 Beneficiaries vs. expenditure, by year



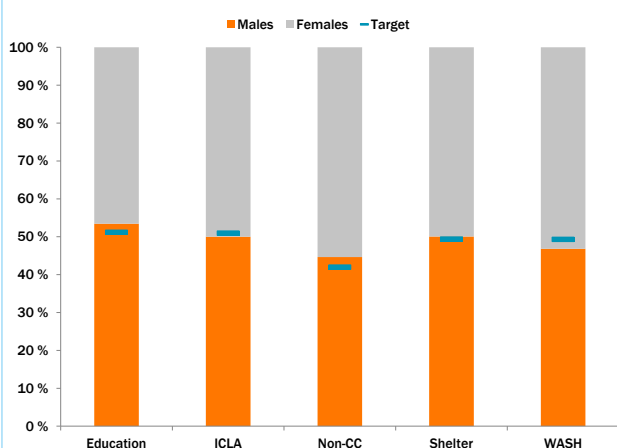
3 Beneficiaries vs. expenditure by core competency



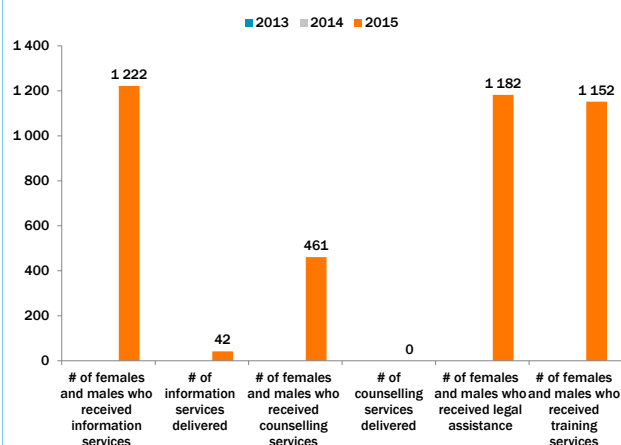
4 Number of direct beneficiaries as share of core competencies



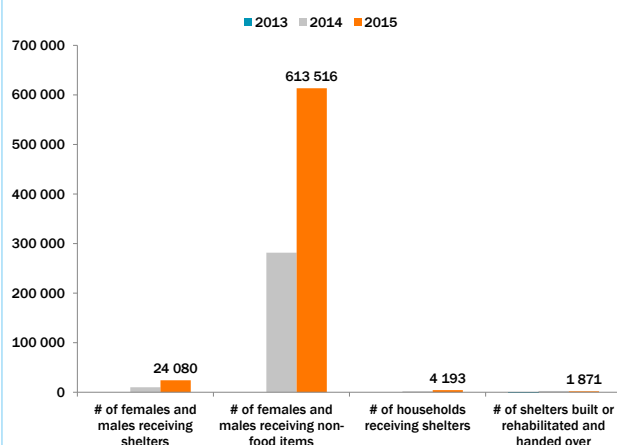
5 Share of direct beneficiaries by sex and core competency



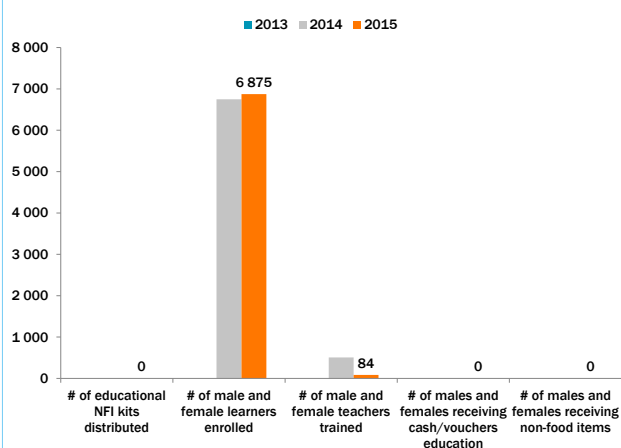
6 Key ICLA indicators



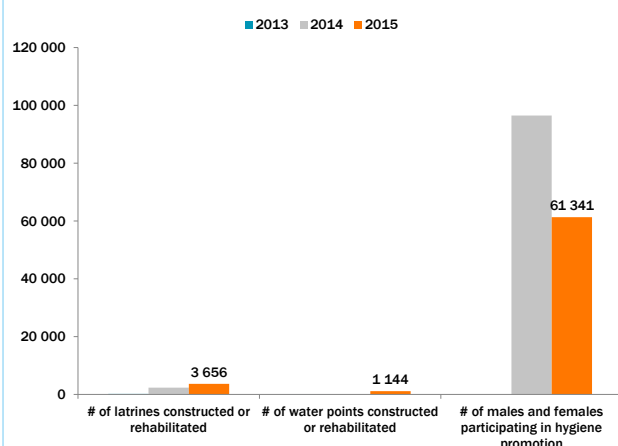
7 Key Shelter indicators



8 Key Education indicators



9 Key WASH indicators



COUNTRY TOTAL

	TOTAL	TARGET	
Country total direct beneficiaries	752 255	571 747	132%

CAMP MANAGEMENT

Number of Core Competency total direct beneficiaries	157 048	60 000	262%
--	---------	--------	------

EDUCATION

Classrooms constructed/rehabilitated	0	5	0%
Learners enrolled	6 875	2 670	257%
Non-teaching education professionals trained	30	255	12%
Teachers trained	84	243	35%
Individuals receiving educational NFI kits	10 178	15 050	68%
Schools constructed/rehabilitated	70	40	175%
Teacher training sessions provided	48	84	57%
Estimated number of individuals benefiting from infrastructure in target population (Shelter)	22 919	19 382	118%
Number of Core Competency total direct beneficiaries	45 261	46 861	97%

ICLA

Individuals who received counselling services	461	2 400	19%
Individuals who received information services	1 222	6 000	20%
Individuals who received legal assistance	1 182	1 290	92%
Individuals who received training services (ICLA)	250	675	37%
Information services delivered	42	240	18%
Legal assistance cases closed	0	900	0%
Legal assistance cases opened	0	900	0%
Training services delivered (ICLA)	10	27	37%
Number of Core Competency total direct beneficiaries	3 061	10 515	29%

NON-CC

Individuals receiving non-food items (Shelter)	538 815	252 861	213%
Individuals who received training services (ICLA)	902	580	156%
Households receiving non-food items (Shelter)	89 759	42 100	213%

NFI Kits distributed (Shelter)	98 803	52 100	190%
Training services delivered (ICLA)	75	49	153%
Number of Core Competency total direct beneficiaries	340 470	209 167	163%

SHELTER

Individuals receiving shelters	24 080	22 810	106%
Individuals receiving non-food items (Shelter)	34 462	48 544	71%
Individuals trained (Shelter)	433	300	144%
Households receiving cash/vouchers (Shelter)	5 769	6 377	90%
Households receiving non-food items (Shelter)	6 853	9 024	76%
Households receiving shelters	4 193	4 511	93%
Latrines constructed or rehabilitated	997	1 090	91%
Individuals participating in Hygiene Promotion training or campaigns	11 676	10 465	112%
Individuals receiving cash/vouchers (Shelter)	36 685	39 386	93%
NFI Kits distributed (Shelter)	4 953	7 124	70%
Shelters built or rehabilitated and handed over	1 871	1 862	100%
Training sessions provided (Shelter)	4	4	100%
Water points constructed or rehabilitated	998	990	101%
Number of Core Competency total direct beneficiaries	103 638	126 687	82%
Value of cash/vouchers distributed (Shelter)	2 983 888	3 335 368	89%
Legal assistance cases opened	0	900	0%
Training services delivered (ICLA)	10	27	37%
Number of Core Competency total direct beneficiaries	3 061	10 515	29%

WASH

Individuals receiving non-food items (Shelter)	40 239	18 597	216%
Households receiving non-food items (Shelter)	2 732	2 776	98%
Latrines constructed or rehabilitated	2 659	2 536	105%
Individuals participating in Hygiene Promotion training or campaigns	49 665	49 031	101%
NFI Kits distributed (Shelter)	24 217	27 195	89%
Water points constructed or rehabilitated	146	158	92%
Number of Core Competency total direct beneficiaries	180 091	148 517	121%

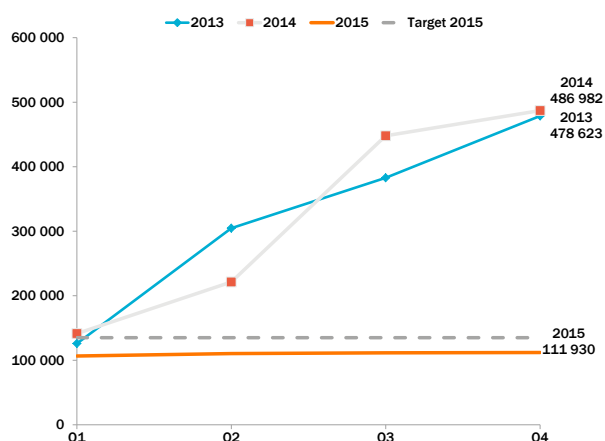
JORDAN



The NRC programme in Jordan started in 2012. NRC remains the lead partner of UNHCR in Zaatari and Azraq refugee camps, providing shelter, basic household items and the day-to-day operation of Reception Areas and new arrivals. NRC is providing specialized youth programmes in Zaatari, EJC and Azraq camps through offering post-basic technical training courses. In 2015, NRC increased the capacity of public schools in refugee influx areas through classroom construction and expansion of WASH facilities. In 2015 and 2016, NRC will have expanded 9 Jordanian public schools with 59 classrooms providing additional space for over 2,000 students per year.



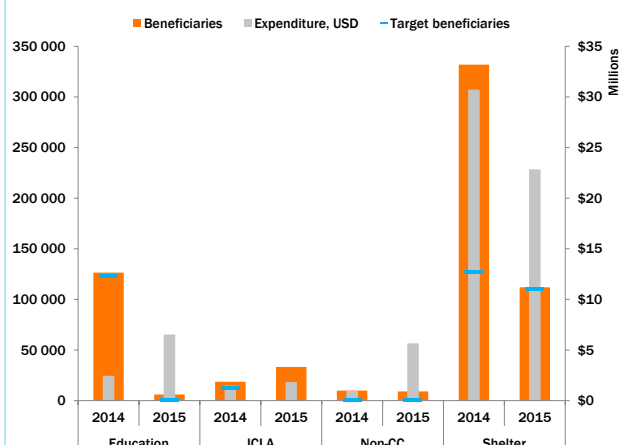
1 Quarterly progress towards targeted number of direct beneficiaries



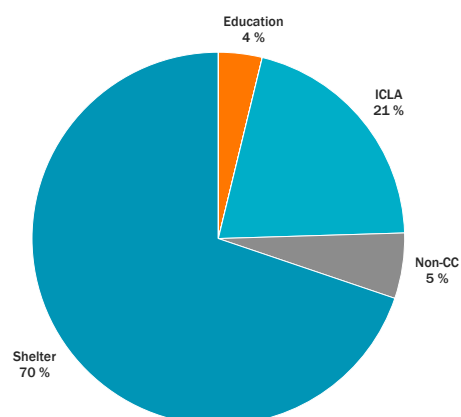
2 Beneficiaries vs. expenditure, by year



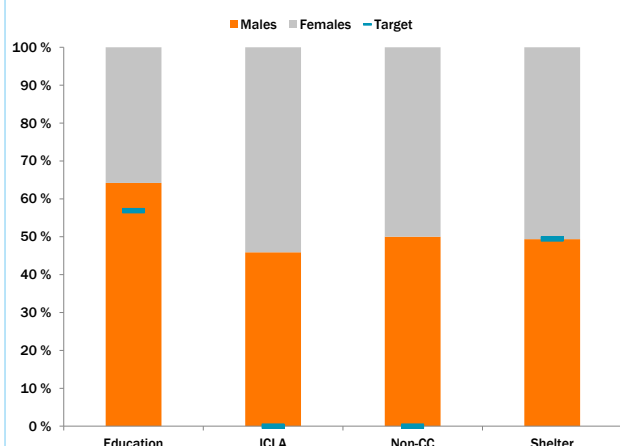
3 Beneficiaries vs. expenditure by core competency



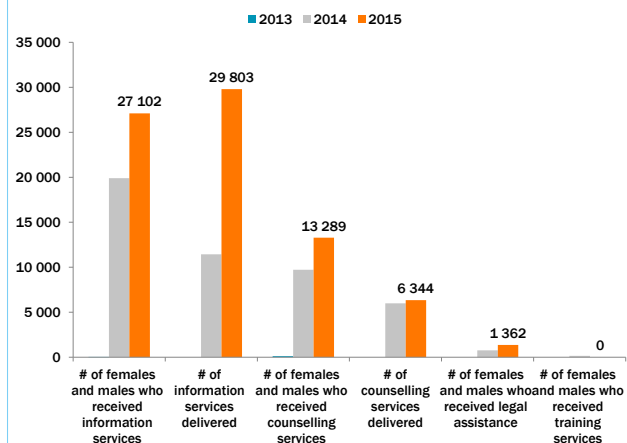
4 Number of direct beneficiaries as share of core competencies



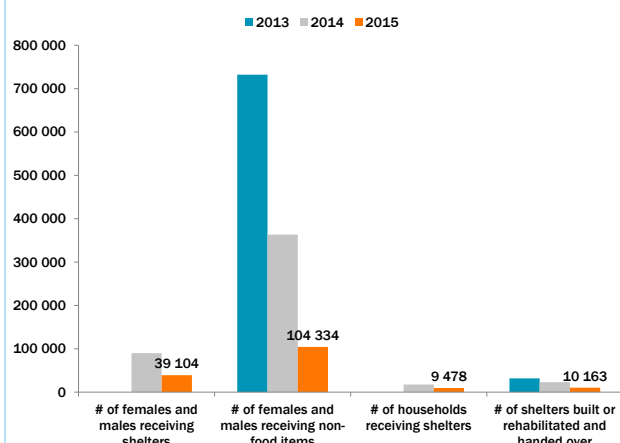
5 Share of direct beneficiaries by sex and core competency



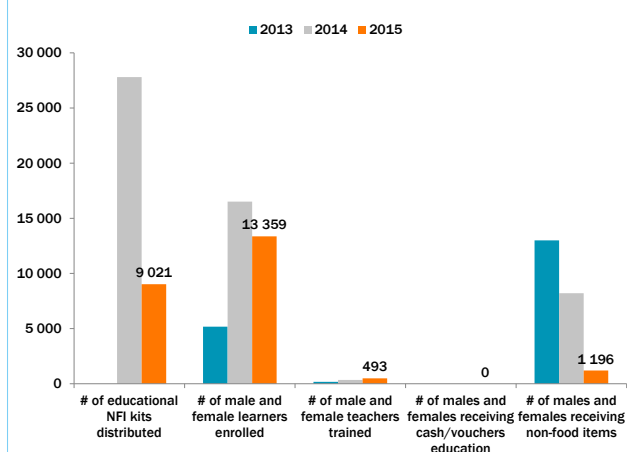
6 Key ICLA indicators



7 Key Shelter indicators



8 Key Education indicators



COUNTRY TOTAL

	TOTAL	TARGET	
Country total direct beneficiaries	111 930	135 000	83%

EDUCATION

Training sessions provided for non-teaching education professionals	14	0	--
Classrooms constructed/rehabilitated	3	23	13%
Educational NFI kits distributed	9 021	8 030	112%
Latrines constructed or rehabilitated	0	17	0%
Learners enrolled	13 359	19 600	68%
Non-teaching education professionals trained	41	48	85%
Teachers trained	493	460	107%
Individuals receiving educational NFI kits	7 918	7 200	110%
Individuals receiving non-food items (Education)	1 196	3 300	36%
Strategy guidance documents produced	0	8	0%
Teacher training sessions provided	34	34	100%
Number of Core Competency total direct beneficiaries	6 080	0	--

ICLA

Counselling services delivered	6 344	8 133	78%
Individuals who received counselling services	13 289	10 739	124%
Individuals who received information services	27 102	21 730	125%
Individuals who received legal assistance	1 362	1 043	131%
Individuals who received training services (ICLA)	0	212	0%
Information services delivered	29 803	18 953	157%
Legal assistance cases closed	572	514	111%
Legal assistance cases opened	780	635	123%
Training services delivered (ICLA)	0	7	0%
Number of Core Competency total direct beneficiaries	33 240	0	--

NON-CC

Individuals receiving non-food items (Shelter)	9 100	0	--
Households receiving non-food items (Shelter)	1 300	0	--
NFI Kits distributed (Shelter)	1 300	0	--
Number of Core Competency total direct beneficiaries	9 100	0	--

SHELTER

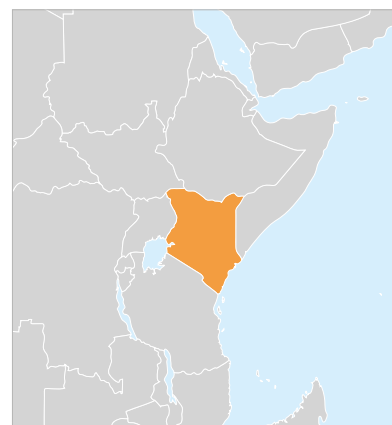
Individuals receiving shelters	39 104	20 953	187%
Individuals receiving non-food items (Shelter)	95 234	91 764	104%
Households receiving cash/vouchers (Shelter)	62 930	61 017	103%
Households receiving non-food items (Shelter)	21 710	20 922	104%
Households receiving shelters	9 478	5 364	177%
Individuals receiving cash/vouchers (Shelter)	263 761	253 219	104%
NFI Kits distributed (Shelter)	1 209 375	528 788	229%
Schools constructed/rehabilitated	0	20	0%
Shelters built or rehabilitated and handed over	10 163	5 859	173%
Number of Core Competency total direct beneficiaries	111 930	110 544	101%
Value of cash/vouchers distributed (Shelter)	6 751 998 3	153 451	214%

KENYA

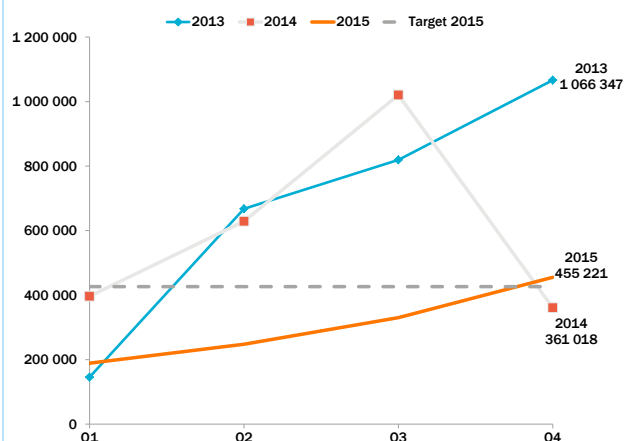


Photo: Christian Jepsen

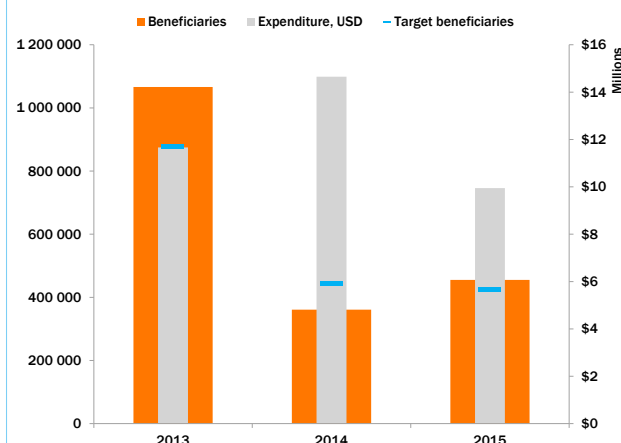
NRC has been active in Kenya since 2006 implementing Shelter, Education, Food security and WASH projects. Within Food security NRC has been responding to primary food and non-food needs. NRC is the lead in food distribution and livelihood agency in Rhamu IDP camp in Mandera and the WASH lead in Hagadera and Kambioos camps in Dadaab, responsible for the maintenance and improvement of the water supply system to provide refugees with safe water as per the UNHCR standards of 20 litres per person per day. In 2016 NRC will continue with ICLA activities in Dadaab as part of its strategy on durable solutions and to assist people affected by displacement to obtain their rights.



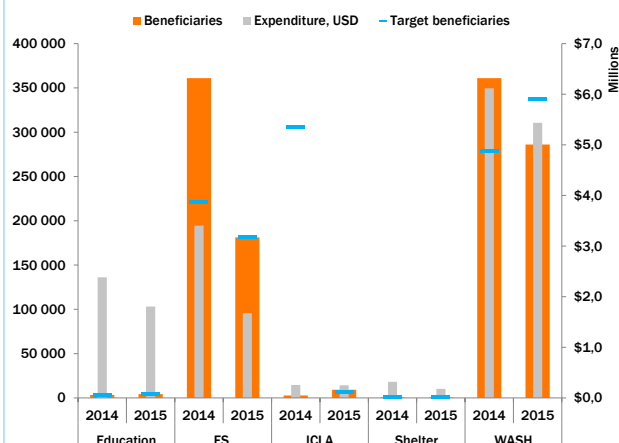
1 Quarterly progress towards targeted number of direct beneficiaries



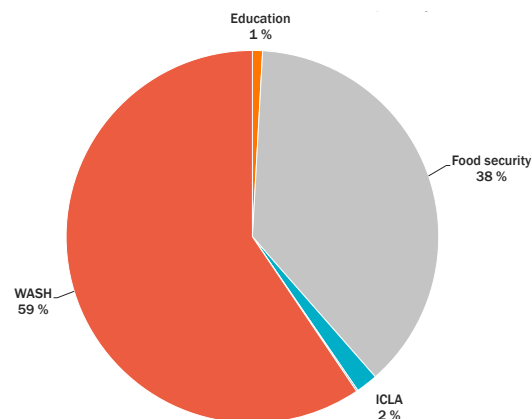
2 Beneficiaries vs. expenditure, by year



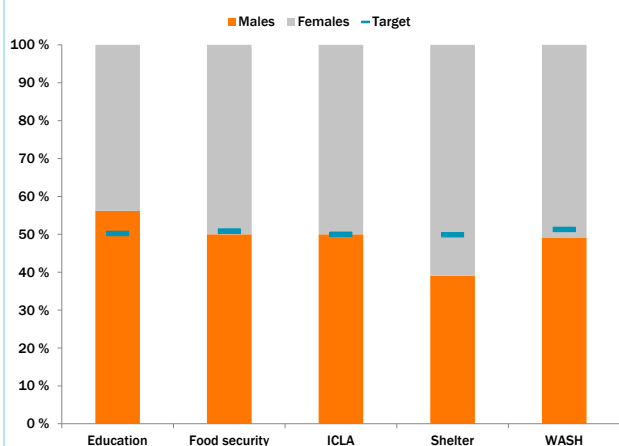
3 Beneficiaries vs. expenditure by core competency



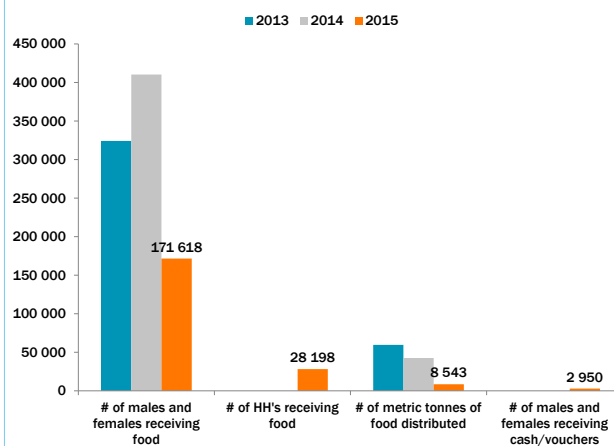
4 Number of direct beneficiaries as share of core competencies



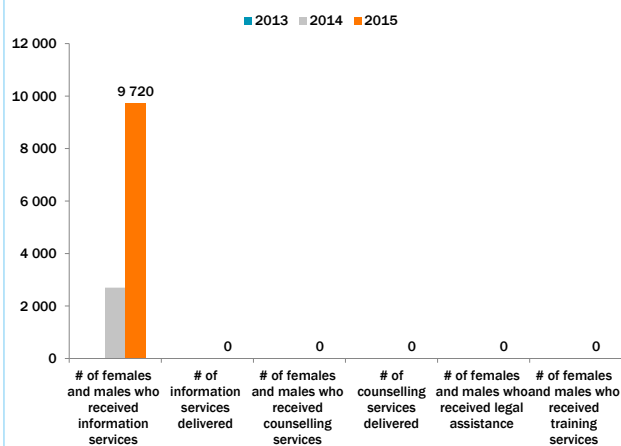
5 Share of direct beneficiaries by sex and core competency



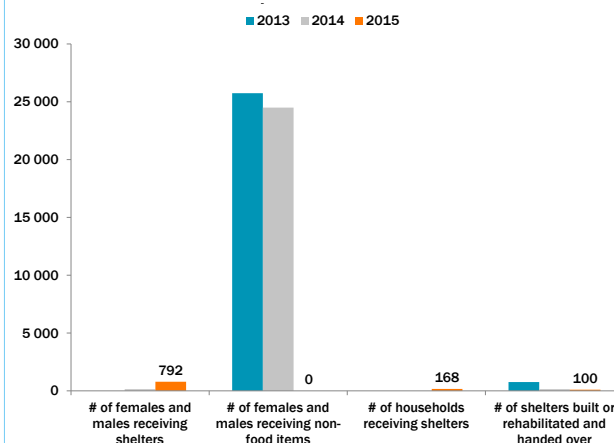
6 Key Food Security indicators



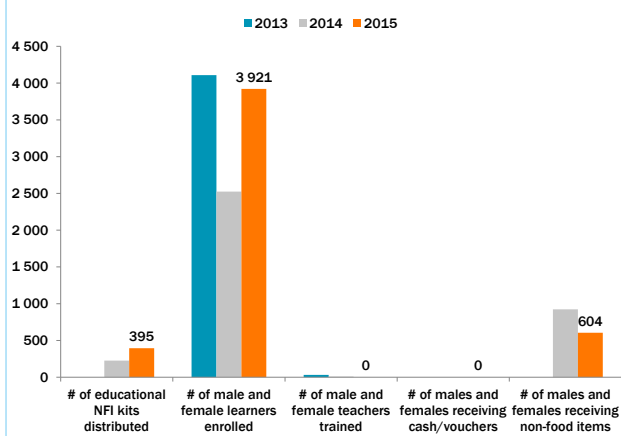
7 Key ICLA indicators



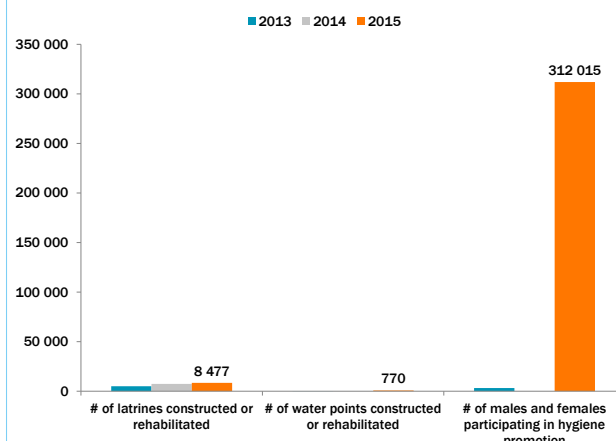
8 Key Shelter indicators



9 Key Education indicators



10 Key WASH indicators



COUNTRY TOTAL

	TOTAL	TARGET	
Country total direct beneficiaries	455 221	426 245	107%

EDUCATION

Educational NFI kits distributed	395	48	823%
Learners enrolled	3 921	5 157	76%
Non-teaching education professionals trained	8	24	33%
Individuals receiving educational NFI kits	60	60	100%
Individuals receiving cash/vouchers (Education)	0	500	0%
Individuals receiving non-food items (Education)	604	450	134%
Number of Core Competency total direct beneficiaries	4 221	3 897	108%
Value of cash/vouchers distributed (Education)	0	6 769	0%

FOOD SECURITY

Households receiving cash/vouchers (Food security)	760	760	100%
Households receiving food	28 198	34 610	81%
Latrines constructed or rehabilitated	20	60	33%
Individuals participating in Hygiene Promotion training or campaigns	46	46	100%
Individuals receiving cash/vouchers	2 950	5 725	52%
Individuals receiving food	171 618	171 764	100%
Individuals receiving training (Food security)	283	213	133%
Number of Core Competency total direct beneficiaries	181 255	182 043	100%
Quantity of food distributed (in metric tonnes)	8 543	24 525	35%
Value of cash/voucher distributed (Food security)	294 601	295 893	100%

ICLA

Individuals who received information services	9 720	13 000	75%
Number of Core Competency total direct beneficiaries	9 120	7 000	130%

SHELTER

Individuals receiving shelters	792	735	108%
Individuals trained (Shelter)	6	20	30%
Households receiving shelters	168	162	104%
Shelters built or rehabilitated and handed over	100	97	103%
Training sessions provided (Shelter)	2	2	100%
Number of Core Competency total direct beneficiaries	612	485	126%

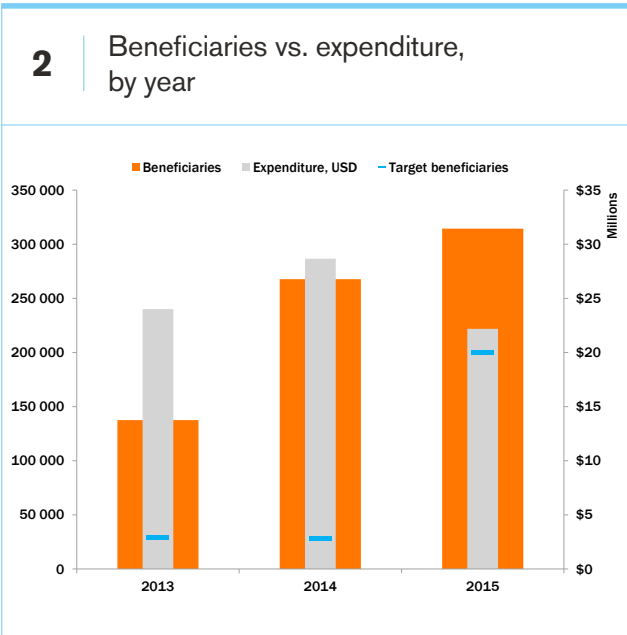
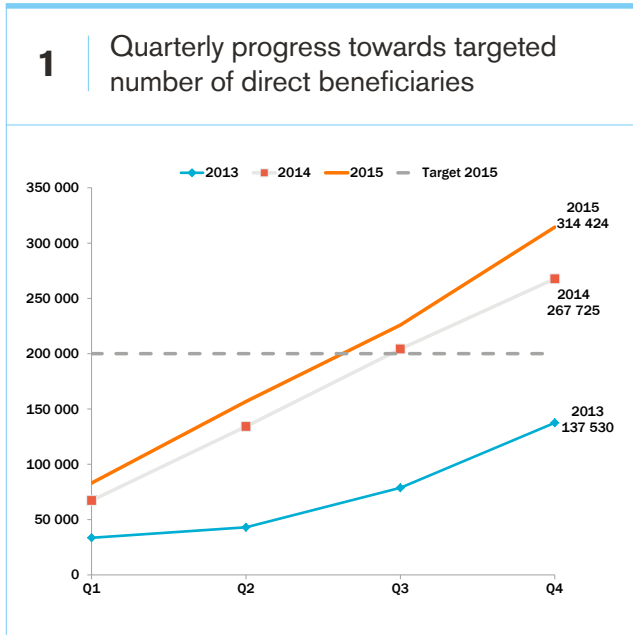
WASH

Latrines constructed or rehabilitated	8 457	8 899	95%
Learners enrolled	546	250	218%
Individuals participating in Hygiene Promotion training or campaigns	311 969	347 358	90%
Individuals receiving non-food items (Education)	0	60	0%
Water points constructed or rehabilitated	770	1 316	59%
Number of Core Competency total direct beneficiaries	286 136	337 388	85%
Value of cash/voucher distributed (Food security)	1 728 000	1 728 000	100%

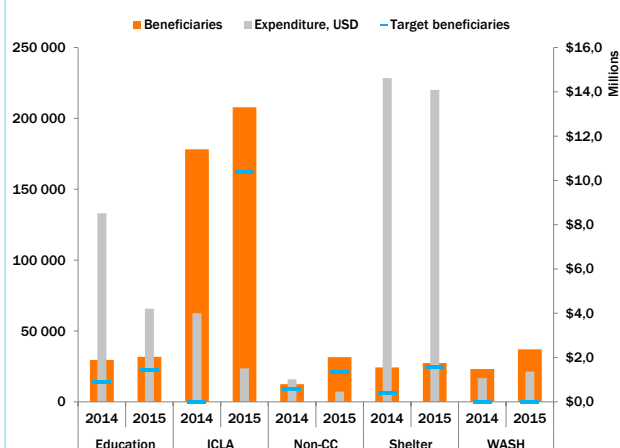
LEBANON



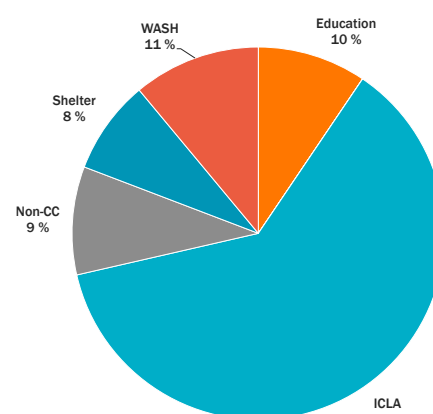
NRC has been working in Lebanon since 2006 providing protection and assistance to people affected by displacement, including refugees from Syria, Palestinian refugees and Lebanese host communities. NRC runs education programmes through its Community Centres, UNRWA schools and other learning spaces in areas with high concentration of refugees. Main activities include supporting access to formal and non-formal education to address the learning needs of out-of-school children and teacher training. NRC supports refugees' access to legal stay and housing, land and property rights and civil documentation including birth registration.



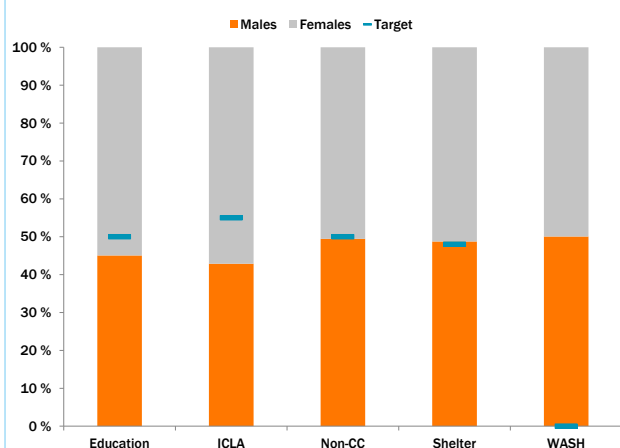
3 Beneficiaries vs. expenditure by core competency



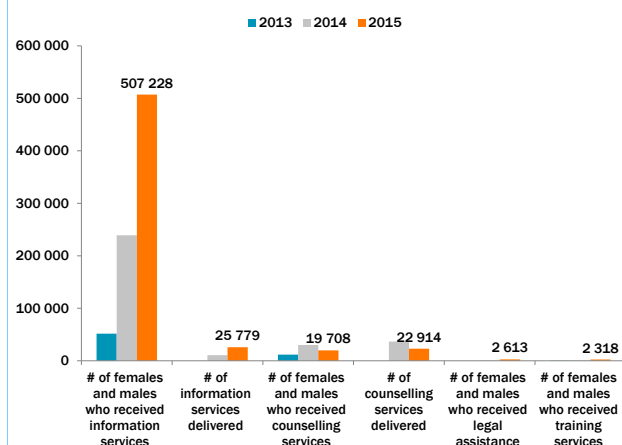
4 Number of direct beneficiaries as share of core competencies



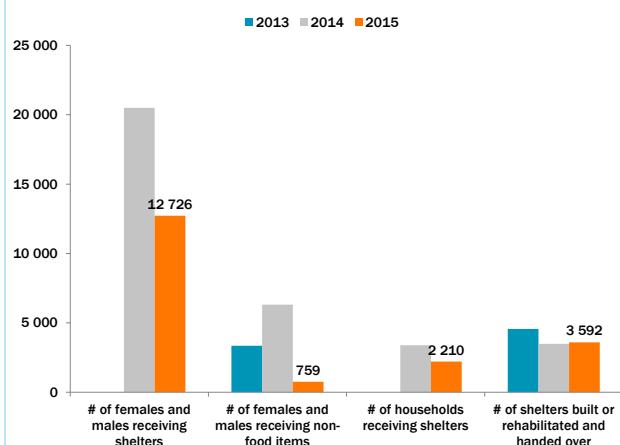
5 Share of direct beneficiaries by sex and core competency



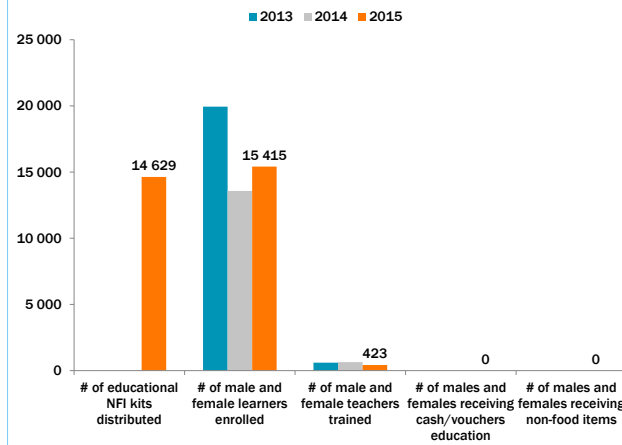
6 Key ICLA indicators



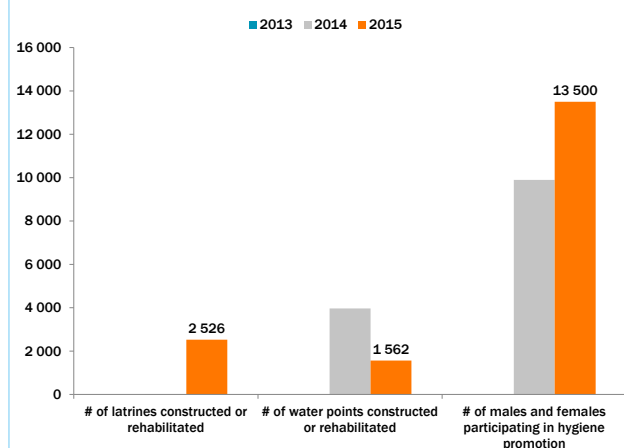
7 Key Shelter indicators



8 Key Education indicators



9 Key WASH indicators



COUNTRY TOTAL

	TOTAL	TARGET	
Country total direct beneficiaries	314 424	200 000	157%

EDUCATION

Training sessions provided for non-teaching education professionals	14	0	--
Educational NFI kits distributed	14 629	2 161	677%
Learners enrolled	15 415	14 438	107%
Non-teaching education professionals trained	15	0	--
Teachers trained	423	224	189%
Individuals receiving educational NFI kits	22 193	7 250	306%
Strategy guidance documents produced	8	0	--
Teacher training sessions provided	368	14	2629%
Number of Core Competency total direct beneficiaries	31 711	22 060	144%

ICLA

Counselling services delivered	22 914	1 235	1855%
Individuals who received counselling services	19 708	3 375	584%
Individuals who received information services	507 228	30 950	1639%
Individuals who received legal assistance	2 613	45	5807%
Individuals who received training services (ICLA)	2 318	0	--
Information services delivered	25 779	140	18414%
Legal assistance cases closed	2 218	46	4822%
Legal assistance cases opened	3 038	26	11685%
Training services delivered (ICLA)	241	15	1607%
Number of Core Competency total direct beneficiaries	207 855	162 020	128%

NON-CC

Number of Core Competency total direct beneficiaries	31 486	21 099	149%
--	--------	--------	------

SHELTER

Individuals receiving shelters	12 726	16 885	75%
Individuals receiving non-food items (Shelter)	759	2 831	27%
Households receiving cash/vouchers (Shelter)	1 115	1 050	106%
Households receiving non-food items (Shelter)	177	572	31%
Households receiving shelters	2 210	1 864	119%
Individuals receiving cash/vouchers (Shelter)	7 183	5 250	137%
NFI Kits distributed (Shelter)	177	90	197%
Shelters built or rehabilitated and handed over	3 592	4 021	89%
Number of Core Competency total direct beneficiaries	27 372	24 706	111%
Value of cash/vouchers distributed (Shelter)	223 000	210 000	106%

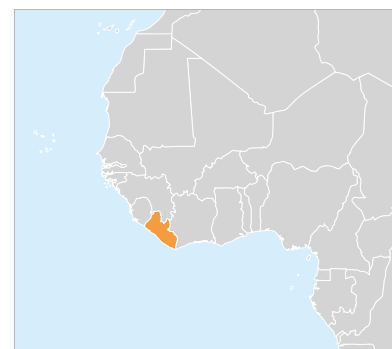
WASH

Latrines constructed or rehabilitated	2 526	253	998%
Individuals participating in Hygiene Promotion training or campaigns	13 500	6 781	199%
Water points constructed or rehabilitated	1 562	151	1034%
Number of Core Competency total direct beneficiaries	37 035	0	--

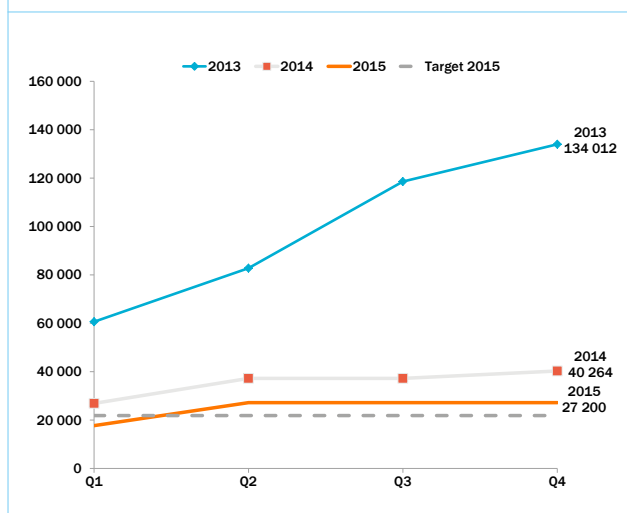
LIBERIA



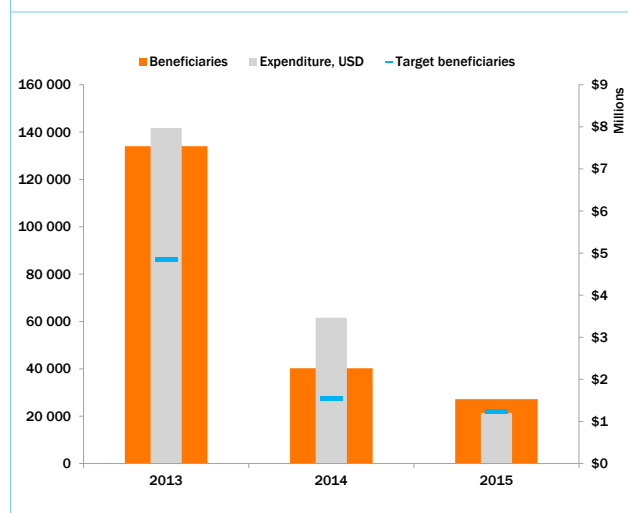
After 12 years of assisting refugees and internally displaced people in Liberia, the Norwegian Refugee Council closed down its operations in the country on June 30th 2015. The focus has been on transferring skills to local and international partners within Education, ICLA, Camp Management, Shelter and GBV. NRC also distributed hygiene kits and hygiene promotion after the Ebola outbreak in 2014. Targeted schools have been reopened with Improved WASH facilities. All NRC activities has been run in close cooperation with the Liberian authorities and local partners.



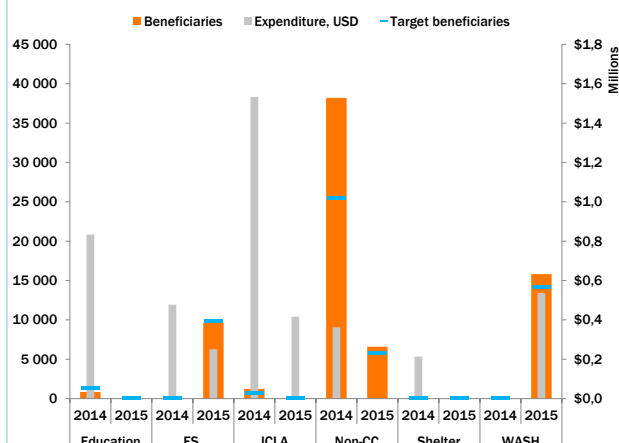
1 Quarterly progress towards targeted number of direct beneficiaries



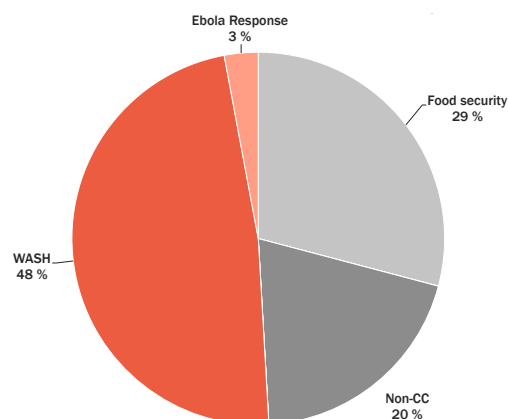
2 Beneficiaries vs. expenditure, by year



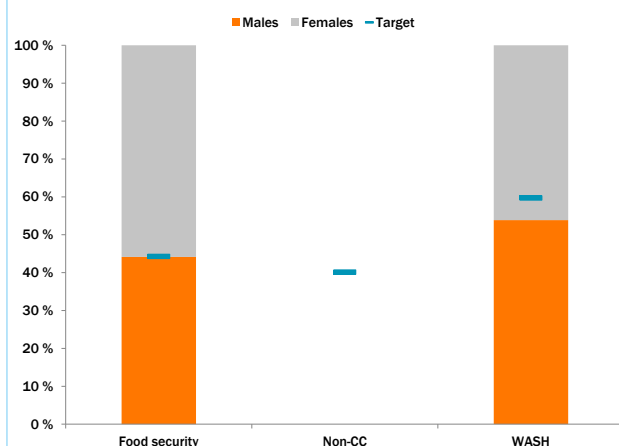
3 Beneficiaries vs. expenditure by core competency



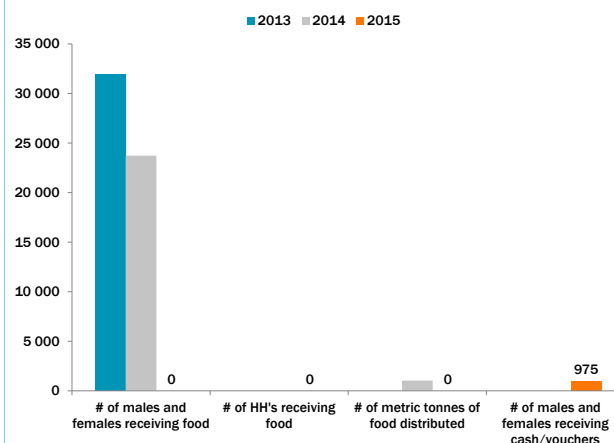
4 Number of direct beneficiaries as share of core competencies



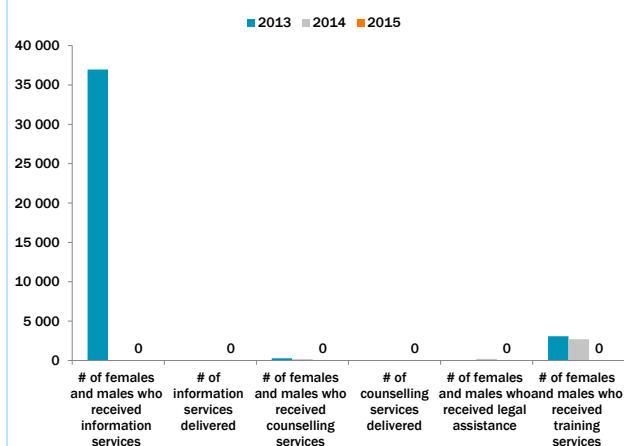
5 Share of direct beneficiaries by sex and core competency



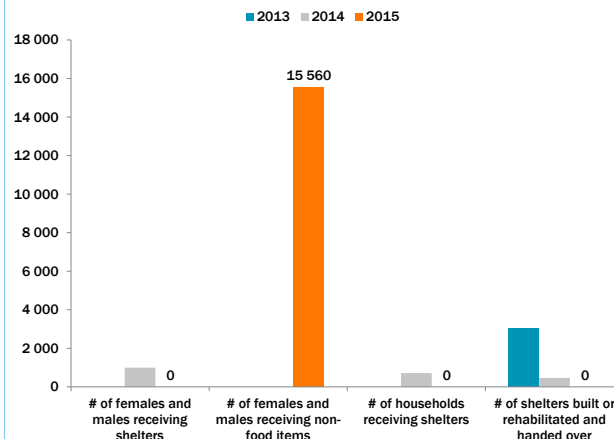
6 Key Food Security indicators



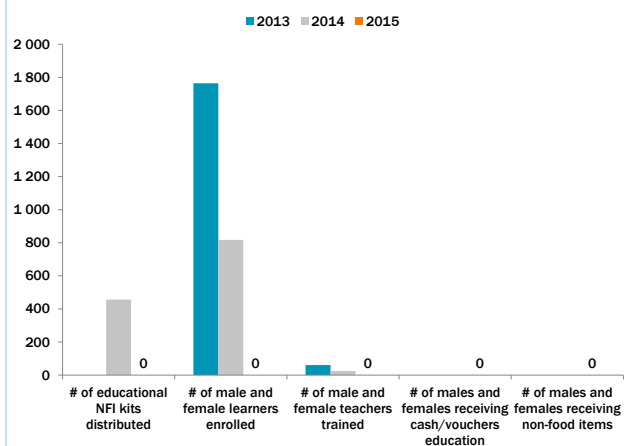
7 Key ICLA indicators



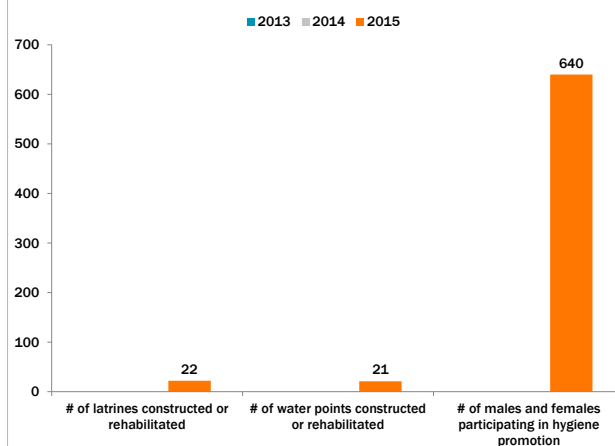
8 Key Shelter indicators



9 Key Education indicators



10 Key WASH indicators



COUNTRY TOTAL

	TOTAL	TARGET	
Country total direct beneficiaries	27 200	21 839	125%

EBOLA RESPONSE

Number of Core Competency total direct beneficiaries	967	967	100%
--	-----	-----	------

FOOD SECURITY

Individuals receiving cash/vouchers	975	1 000	98%
Individuals receiving food production inputs	795	400	199%
Number of Core Competency total direct beneficiaries	9 598	9 823	98%
Value of cash/voucher distributed (Food security)	108 890	100 000	109%

NON-CC

Number of Core Competency total direct beneficiaries	6 585	5 766	114%
--	-------	-------	------

WASH

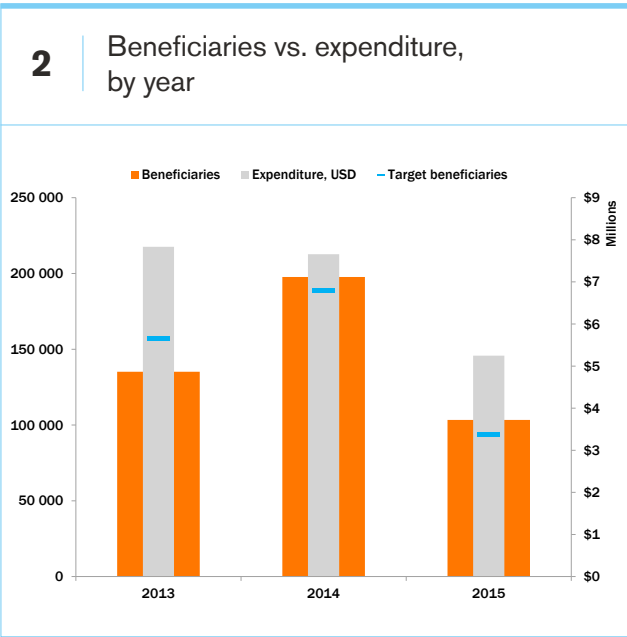
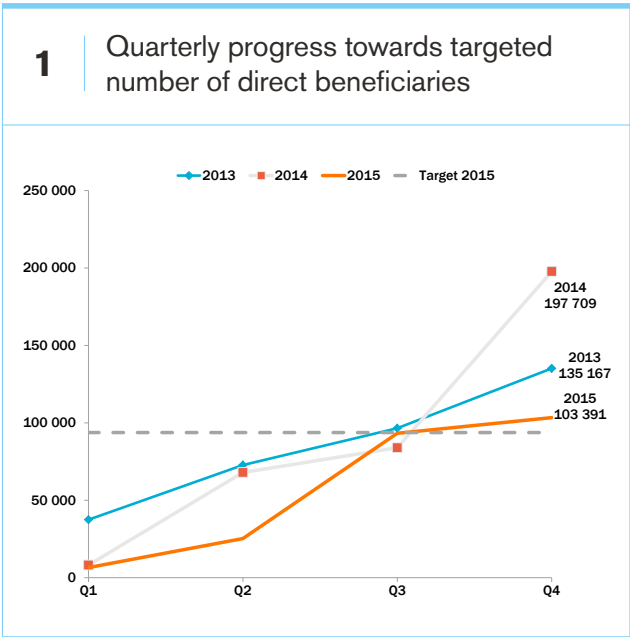
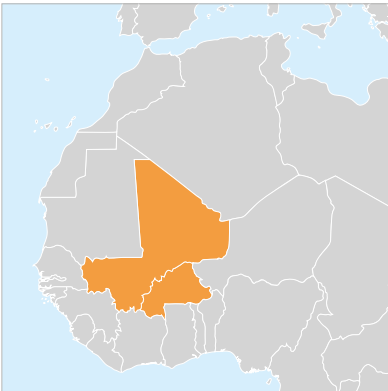
Individuals receiving non-food items (Shelter)	15 560	14 164	110%
Latrines constructed or rehabilitated	22	15	147%
Individuals participating in Hygiene Promotion training or campaigns	640	640	100%
NFI Kits distributed (Shelter)	32	32	100%
Water points constructed or rehabilitated	21	25	84%
Number of Core Competency total direct beneficiaries	15 816	14 164	112%

MALI / BURKINA FASO

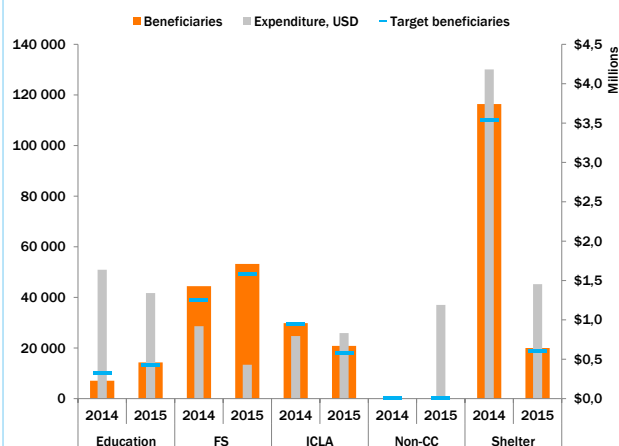


Photo: NRC/ Alex John Beck

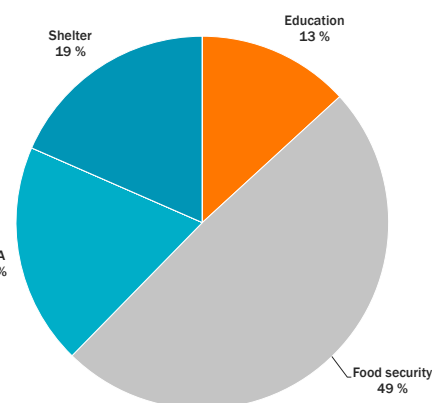
NRC started programme activities in Mali and Burkina Faso in May 2013, responding with services as Shelter, ICLA, Food security and Education. In Burkina Faso, the shelter programme is providing transitional shelter to vulnerable families living in the refugee camps and exposed to the harsh climatic conditions of the Sahel. In Mali the shelter program is providing vulnerable families support with rehabilitation or rent payment as part of an integrated program combining housing, land and property rights, livelihood and shelter. NRC distributed, in collaboration with WFP, food to over 30,000 people exposed to severe food insecurity in the north.



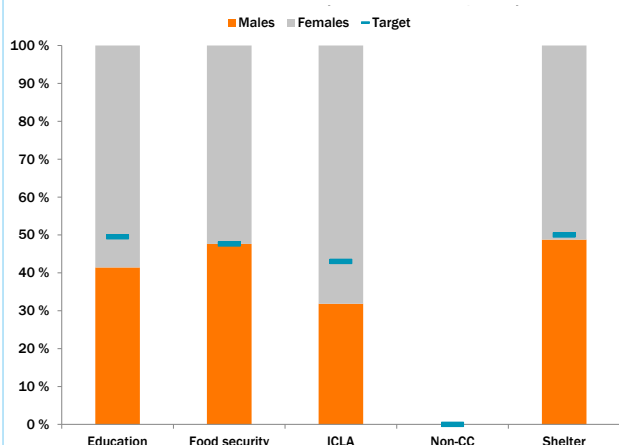
3 Beneficiaries vs. expenditure by core competency



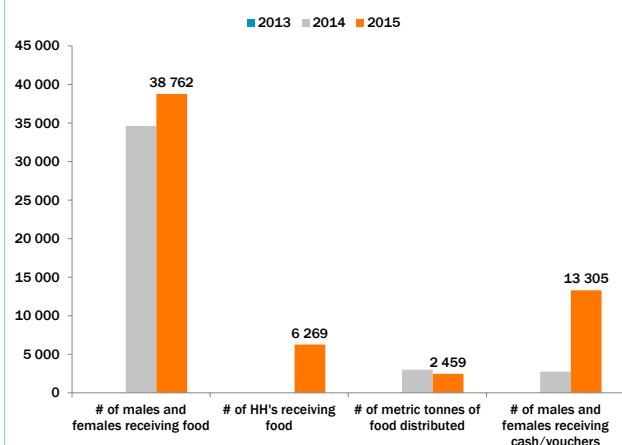
4 Number of direct beneficiaries as share of core competencies



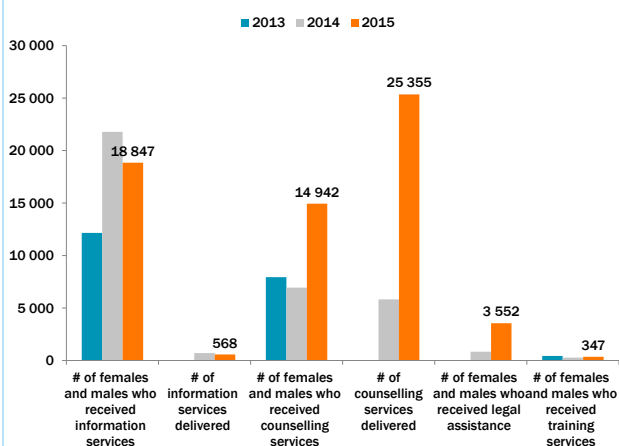
5 Share of direct beneficiaries by sex and core competency



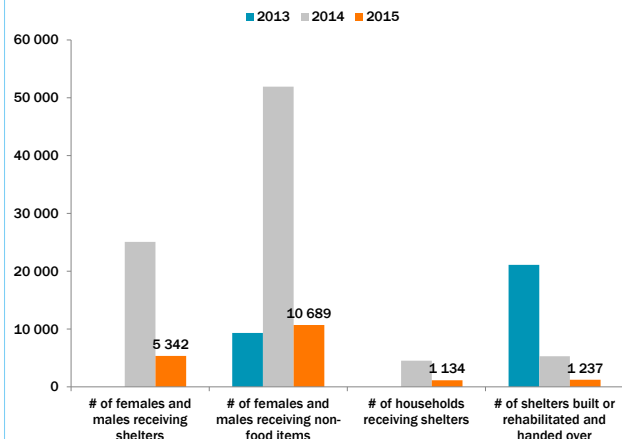
6 Key Food Security indicators



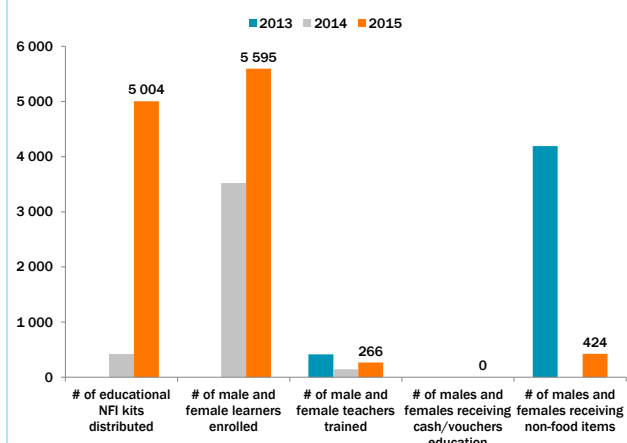
7 Key ICLA indicators



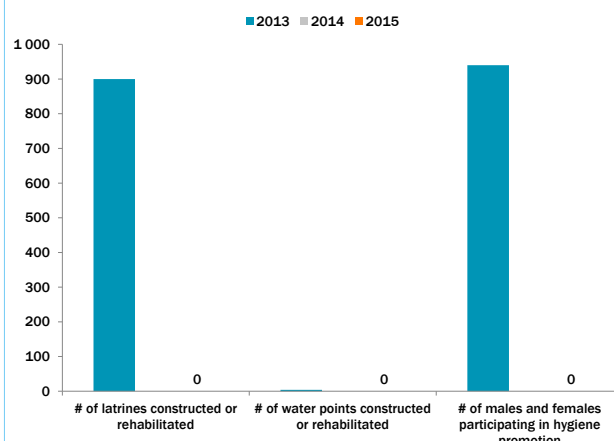
8 Key Shelter indicators



9 Key Education indicators



10 Key WASH indicators



COUNTRY TOTAL

	TOTAL	TARGET	
Country total direct beneficiaries	103 391	93 746	110%

EDUCATION

Training sessions provided for non-teaching education professionals	49	52	94%
Classrooms constructed/rehabilitated	101	98	103%
Classrooms furnished	108	98	110%
Educational NFI kits distributed	5 004	4 500	111%
Learners enrolled	5 595	5 444	103%
Non-teaching education professionals trained	295	416	71%
Teachers trained	266	302	88%
Individuals receiving educational NFI kits	5 004	4 500	111%
Individuals receiving non-food items (Education)	424	400	106%
Teacher training sessions provided	41	52	79%
Number of Core Competency total direct beneficiaries	14 292	13 276	108%

FOOD SECURITY

Households receiving cash/vouchers (Food security)	2 467	2 187	113%
Households receiving food	6 269	5 075	124%
Individuals receiving cash/vouchers	13 305	12 022	111%
Individuals receiving food	38 762	35 260	110%
Individuals receiving training (Food security)	100	100	100%
Number of Core Competency total direct beneficiaries	53 217	49 032	109%
Quantity of food distributed (in metric tonnes)	2 459	2 397	103%
Value of cash/voucher distributed (Food security)	312 842	399 521	78%

ICLA

Counselling services delivered	25 355	15 877	160%
Individuals who received counselling services	14 942	11 607	129%
Individuals who received information services	18 847	15 616	121%
Individuals who received legal assistance	3 552	3 439	103%
Individuals who received training services (ICLA)	347	532	65%
Information services delivered	568	900	63%
Training services delivered (ICLA)	19	17	112%
Number of Core Competency total direct beneficiaries	20 831	17 948	116%

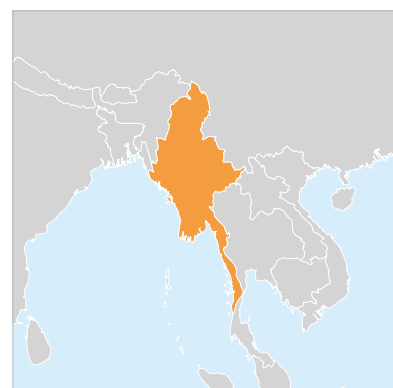
SHELTER

Individuals receiving shelters	5 342	4 680	114%
Individuals receiving non-food items (Shelter)	10 689	8 160	131%
Individuals trained (Shelter)	563	500	113%
Households receiving cash/vouchers (Shelter)	480	450	107%
Households receiving non-food items (Shelter)	1 527	1 200	127%
Households receiving shelters	1 134	1 170	97%
Individuals receiving cash/vouchers (Shelter)	0	1 750	0%
NFI Kits distributed (Shelter)	1 527	1 200	127%
Shelters built or rehabilitated and handed over	1 237	1 407	88%
Training sessions provided (Shelter)	8	8	100%
Number of Core Competency total direct beneficiaries	19 972	18 790	106%
Value of cash/vouchers distributed (Shelter)	50 700	41 785	121%

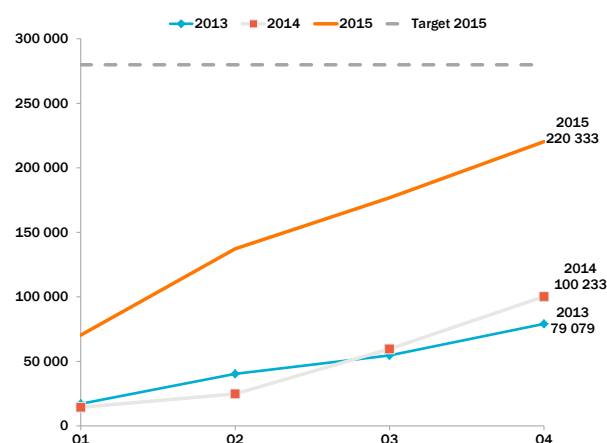
MYANMAR



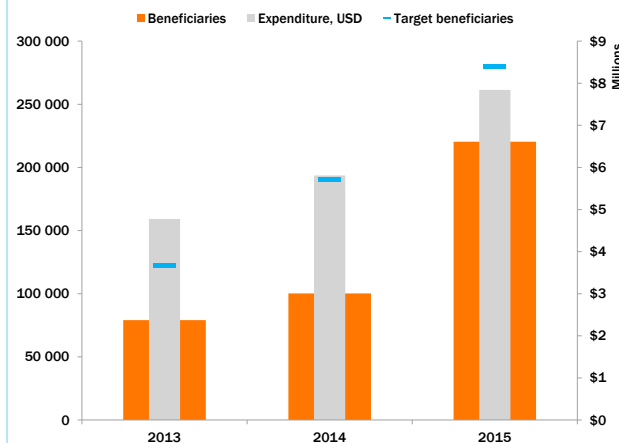
NRC has been active in Myanmar since 2008, providing shelter, school construction, WASH, ICLA, youth education assistance and Camp Coordination assistance. In 2015, the country programme further increased the delivery of assistance in response to the priority needs of the most vulnerable populations in the country including IDPs in the Southeast, returning refugees from Thailand as well as displacement-affected communities in Kachin/Northern Shan States and Rakhine State. NRC continued the process of scoping Housing, Land and Property issues to see which interventions to consider for a comprehensive ICLA-approach.



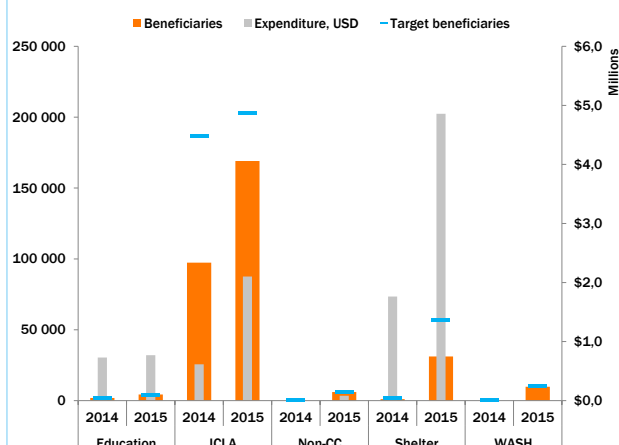
1 Quarterly progress towards targeted number of direct beneficiaries



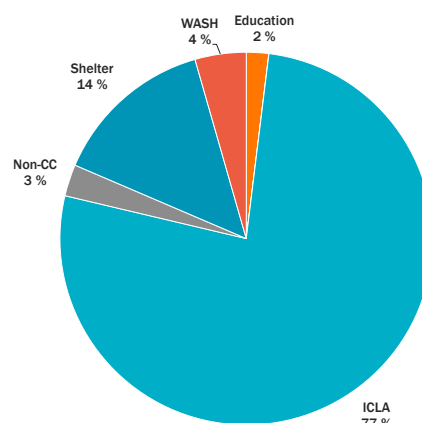
2 Beneficiaries vs. expenditure, by year



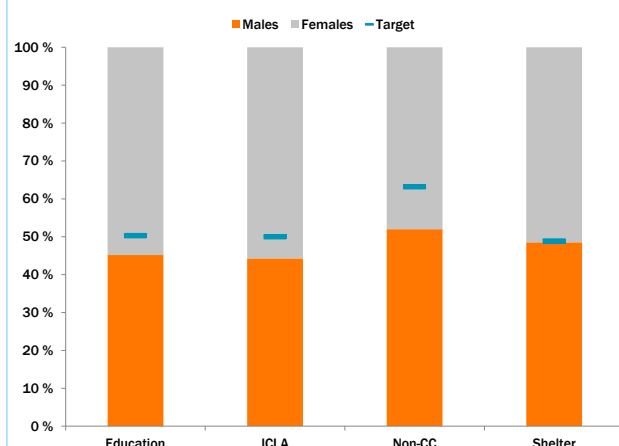
3 Beneficiaries vs. expenditure by core competency



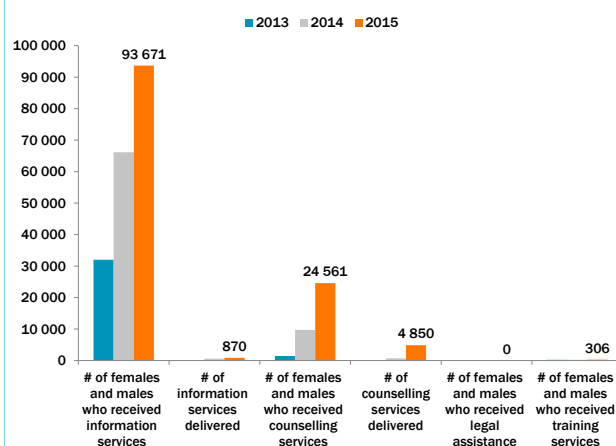
4 Number of direct beneficiaries as share of core competencies



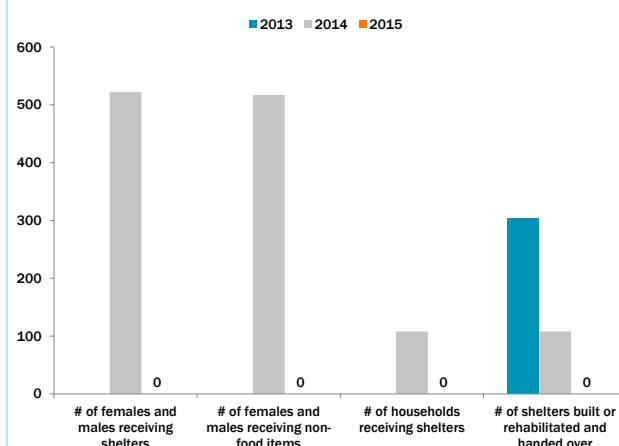
5 Share of direct beneficiaries by sex and core competency



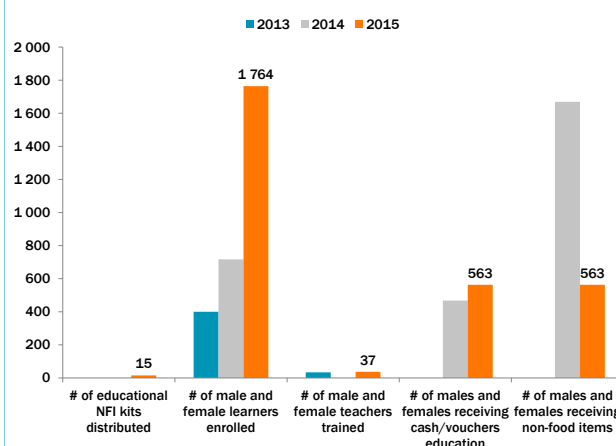
6 Key ICLA indicators



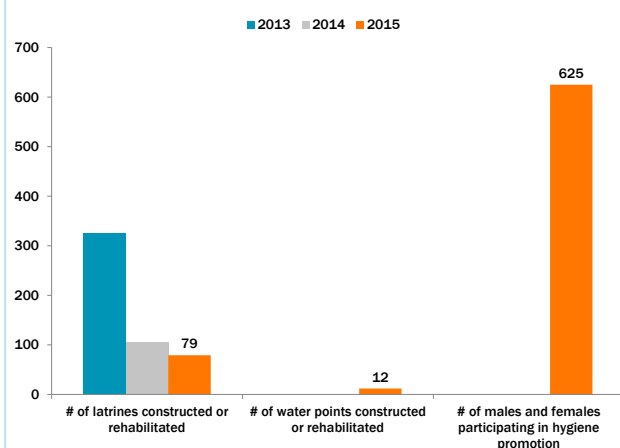
7 Key Shelter indicators



8 Key Education indicators



9 Key WASH indicators



COUNTRY TOTAL

	TOTAL	TARGET	
Country total direct beneficiaries	220 333	279 897	79%

EDUCATION

Educational NFI kits distributed	15	15	100%
Learners enrolled	1 764	1 650	107%
Teachers trained	37	40	93%
Individuals receiving educational NFI kits	15	15	100%
Individuals receiving cash/vouchers (Education)	563	600	94%
Individuals receiving non-food items (Education)	563	600	94%
Strategy guidance documents produced	1	1	100%
Teacher training sessions provided	105	105	100%
Number of Core Competency total direct beneficiaries	4 285	3 991	107%
Value of cash/vouchers distributed (Education)	16 625	17 652	94%

ICLA

Counselling services delivered	4 850	1 615	300%
Individuals who received counselling services	24 561	41 065	60%
Individuals who received information services	93 671	111 065	84%
Individuals who received training services (ICLA)	306	300	102%
Information services delivered	870	1 035	84%
Training services delivered (ICLA)	29	11	264%
Number of Core Competency total direct beneficiaries	169 108	202 600	83%

NON-CC

Households receiving non-food items (Shelter)	5 650	6 000	94%
NFI Kits distributed (Shelter)	80	1 600	5%
Number of Core Competency total direct beneficiaries	6 057	6 205	98%

SHELTER

Bridges constructed/rehabilitated	1	3	33%
Classrooms constructed/rehabilitated	68	95	72%
Classrooms furnished	1 456	1 546	94%
NFI Kits distributed (Shelter)	36	162	22%
Running metres of road constructed or rehabilitated	14 741	22 791	65%
Shelters built or rehabilitated and handed over	0	7	0%
Training sessions provided (Shelter)	12	22	55%
Estimated number of individuals benefiting from infrastructure in target population (Shelter)	11 292	4 190	269%
Number of Core Competency total direct beneficiaries	31 105	56 976	55%

WASH

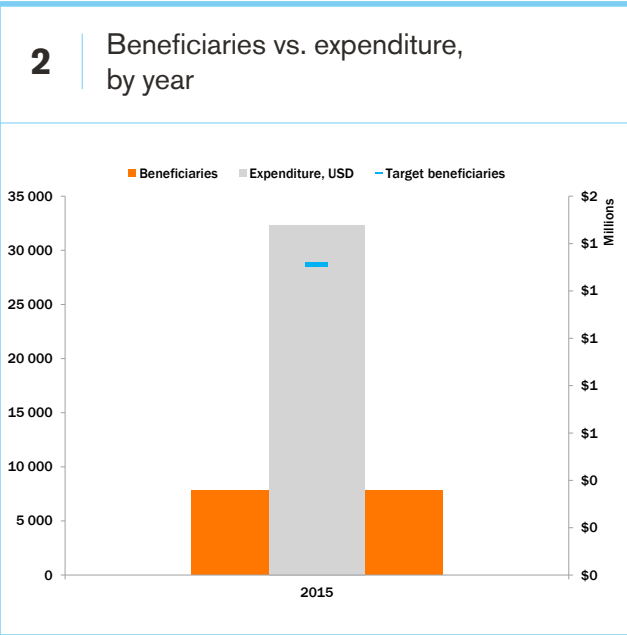
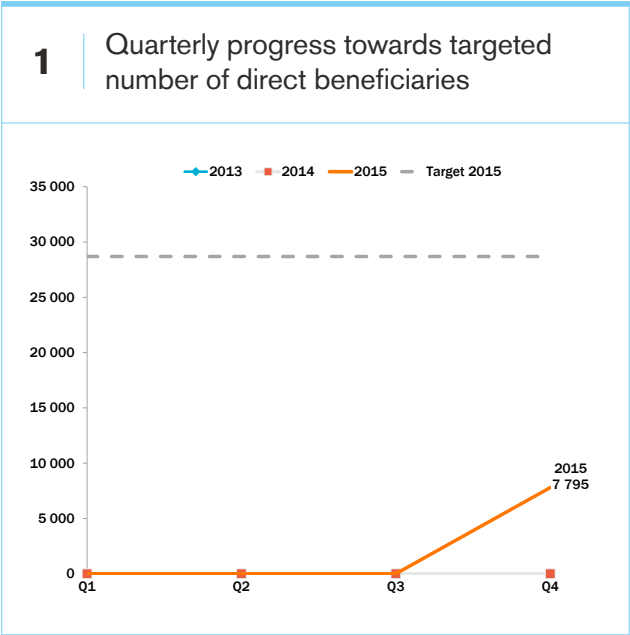
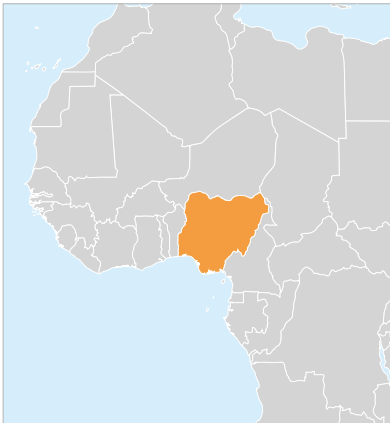
Latrines constructed or rehabilitated	79	84	94%
Individuals participating in Hygiene Promotion training or campaigns	625	10 128	6%
Water points constructed or rehabilitated	12	12	100%
Number of Core Competency total direct beneficiaries	9 778	10 125	97%

NIGERIA

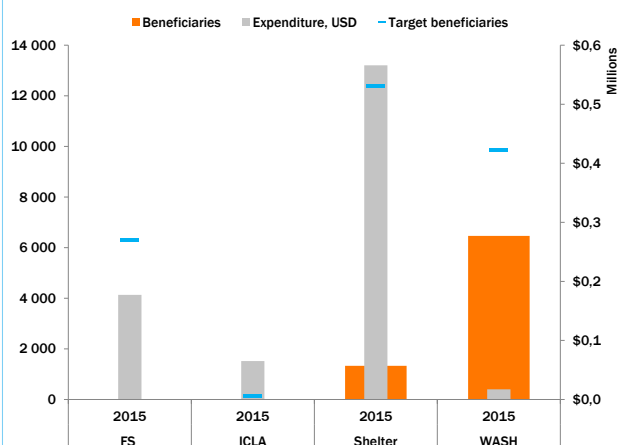


Photo: NRC / Ingrid Prestetun

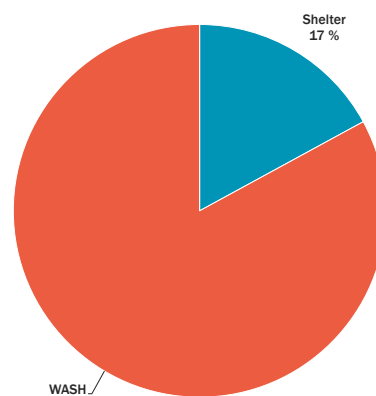
NRC initiated country operations in Nigeria in June 2015 responding to the critical and increasing needs in the country. We are providing ICLA, Shelter and WASH services. In order to respond to the urgent needs, NRC is currently constructing 850 shelters for vulnerable conflict affected people, both in camps and in urban host communities. NRC address urgent WASH needs outside camps with the provision of safe water sources, construction of latrines, hand washing and bathing facilities, and promoting good hygiene practices. Hygiene promotion is an integral element of NRC’s interventions to prevent the outbreaks of diseases such as cholera in IDP settlements.



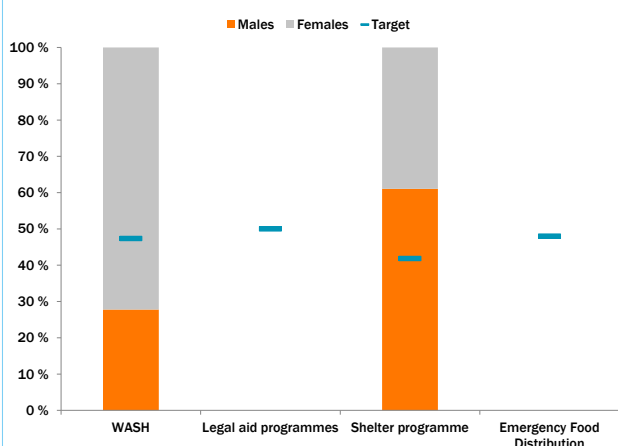
3 Beneficiaries vs. expenditure by core competency



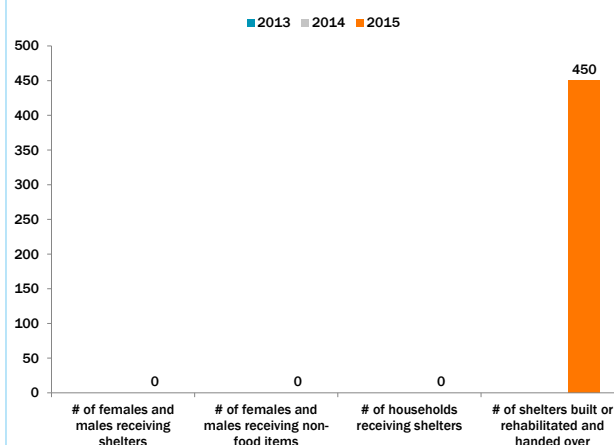
4 Number of direct beneficiaries as share of core competencies



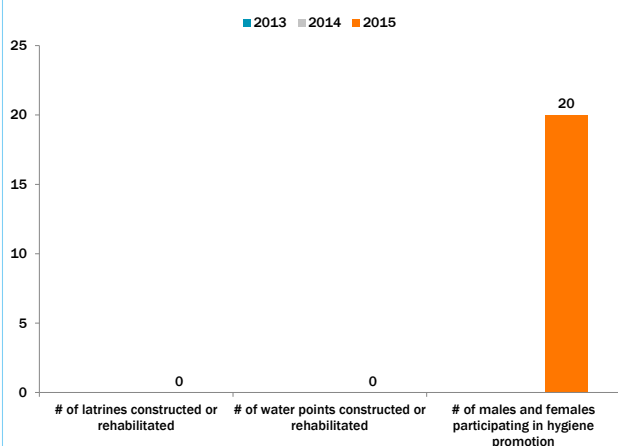
5 Share of direct beneficiaries by sex and core competency



6 Key Shelter indicators



7 Key WASH indicators



COUNTRY TOTAL

	TOTAL	TARGET	
Country total direct beneficiaries	7 795	28 690	27%

EMERGENCY FOOD DISTRIBUTION

Households receiving cash/vouchers (Food security)	0	900	0%
Individuals receiving cash/vouchers	0	6 300	0%
Individuals receiving food production inputs	0	350	0%
Individuals receiving livelihoods materials	0	700	0%
Individuals receiving training (Food security)	0	50	0%
Value of cash/voucher distributed (Food security)	0	72 000	0%

FOOD SECURITY

Number of Core Competency total direct beneficiaries	0	6 300	0%
--	---	-------	----

ICLA

Individuals who received counselling services	0	100	0%
Individuals who received training services (ICLA)	0	100	0%
Training services delivered (ICLA)	0	4	0%
Number of Core Competency total direct beneficiaries	0	150	0%

LEGAL AID PROGRAMMES

Individuals who received training services (ICLA)	0	100	0%
Training services delivered (ICLA)	0	4	0%

SHELTER

Number of Core Competency total direct beneficiaries	1 330	12 370	11%
--	-------	--------	-----

SHELTER PROGRAMME

Individuals receiving shelters	0	5 650	0%
Households receiving cash/vouchers (Shelter)	629	2 200	29%
Households receiving shelters	0	500	0%
Individuals receiving cash/vouchers (Shelter)	4 403	15 400	29%
Running metres of drainage constructed/ rehabilitated (not built in connection with roads)	0	200	0%
Shelters built or rehabilitated and handed over	450	950	47%
Value of cash/vouchers distributed (Shelter)	16 248	120 580	13%

WASH

Latrines constructed or rehabilitated	0	110	0%
Individuals participating in Hygiene Promotion training or campaigns	20	20	100%
Water points constructed or rehabilitated	0	10	0%
Number of Core Competency total direct beneficiaries	6 465	9 870	66%

PAKISTAN

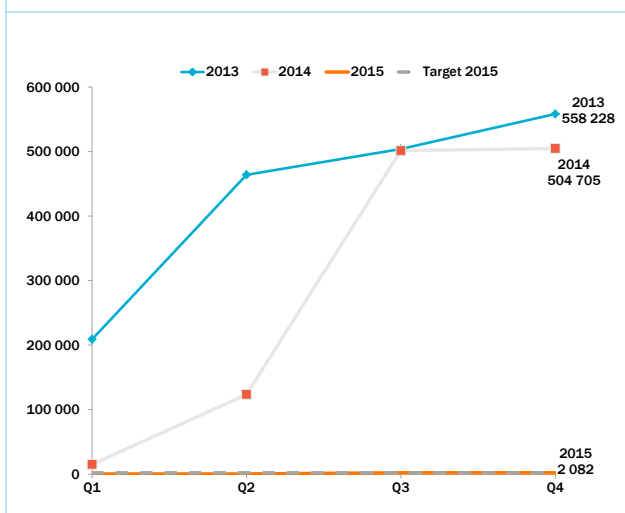


Photo: Christian Jepsen

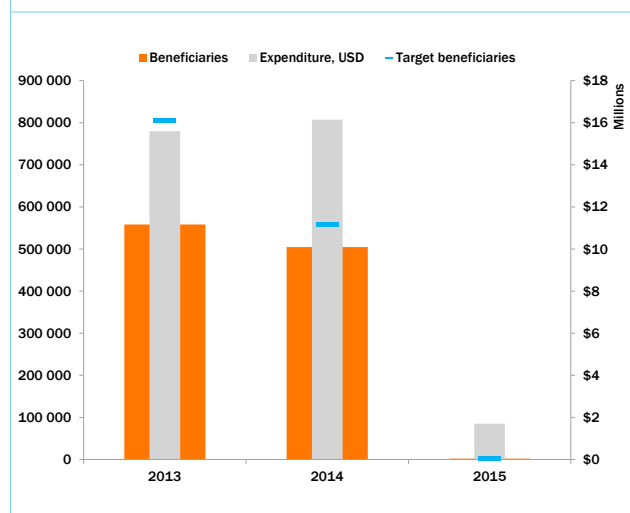
The country office in Pakistan was established in 2001. In 2014 NRC had to scale down its operation while negotiating with the Government of Pakistan for continued presence in the country. The vetting process continues, with positive indicators. NRCs priority in 2015 has been to work with a regional approach, involving the expertise of NRC programs across the region, to assist the refugees through Education and Food Security. NRC supported beneficiaries with vocational skills training and provided toolkits for the respective skill. Initiatives also included cross-border research assessing the socio-economic impact of the return of Afghan refugees from Iran.



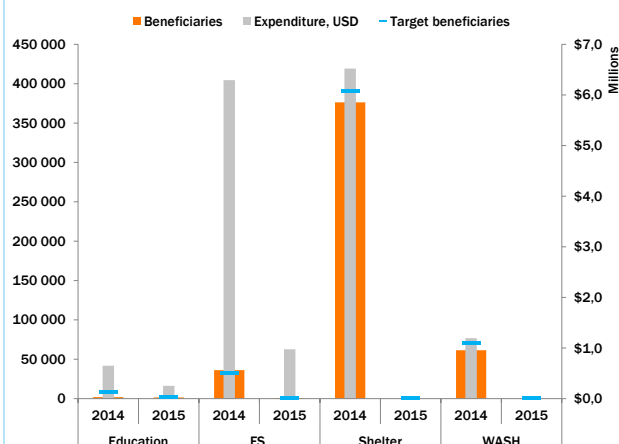
1 Quarterly progress towards targeted number of direct beneficiaries



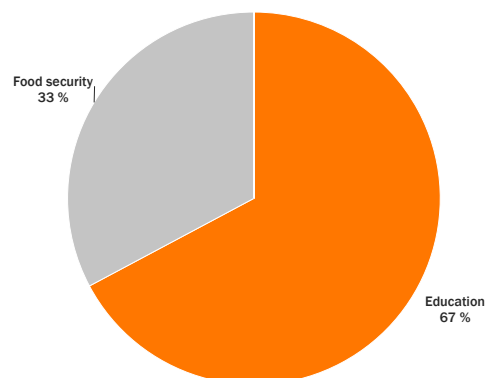
2 Beneficiaries vs. expenditure, by year



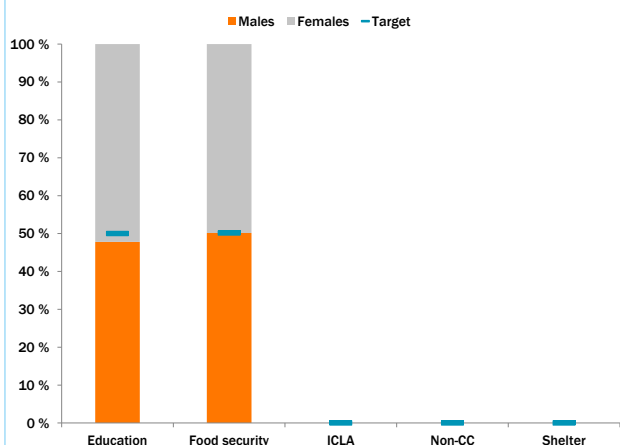
3 Beneficiaries vs. expenditure by core competency



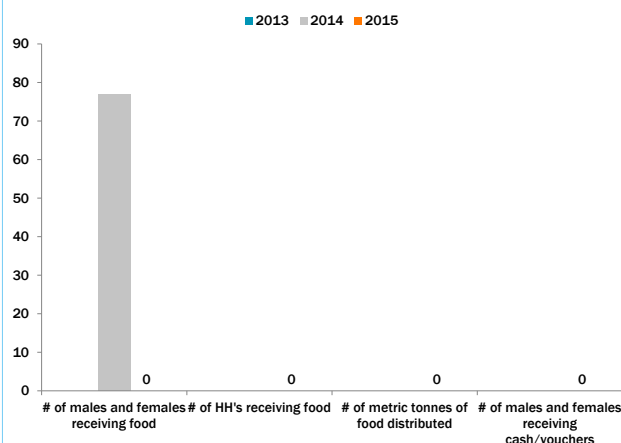
4 Number of direct beneficiaries as share of core competencies



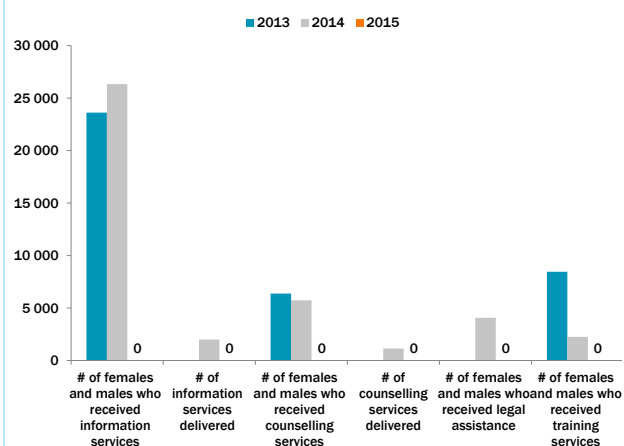
5 Share of direct beneficiaries by sex and core competency



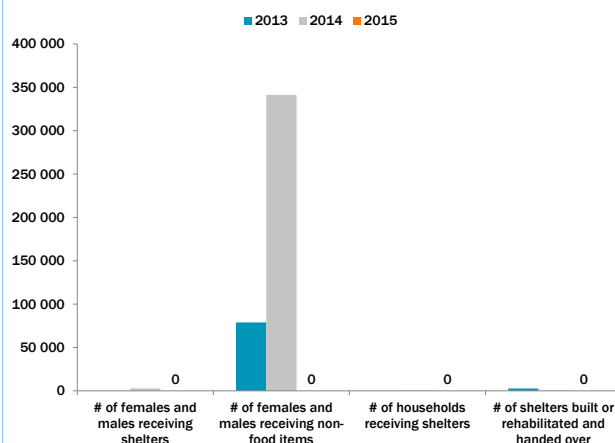
6 Key Food Security indicators



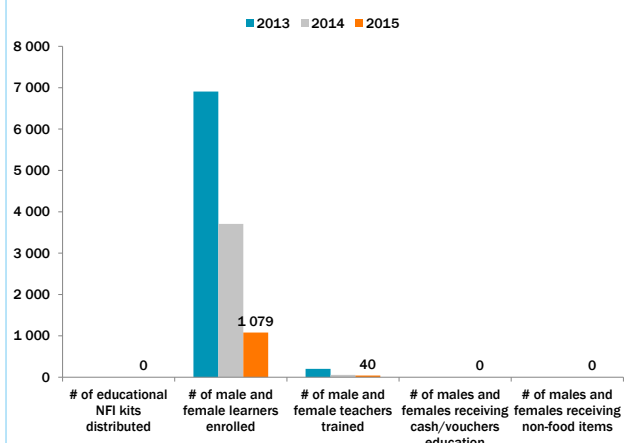
7 Key ICLA indicators



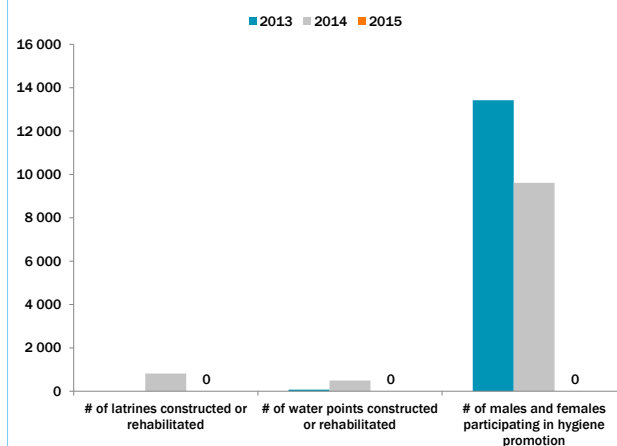
8 Key Shelter indicators



9 Key Education indicators



10 Key WASH indicators



COUNTRY TOTAL

	TOTAL	TARGET	
Country total direct beneficiaries	2 082	2 022	103%

EDUCATION

Learners enrolled	1 079	1 000	108%
Non-teaching education professionals trained	320	280	114%
Teachers trained	40	40	100%
Number of Core Competency total direct beneficiaries	1 439	1 320	109%

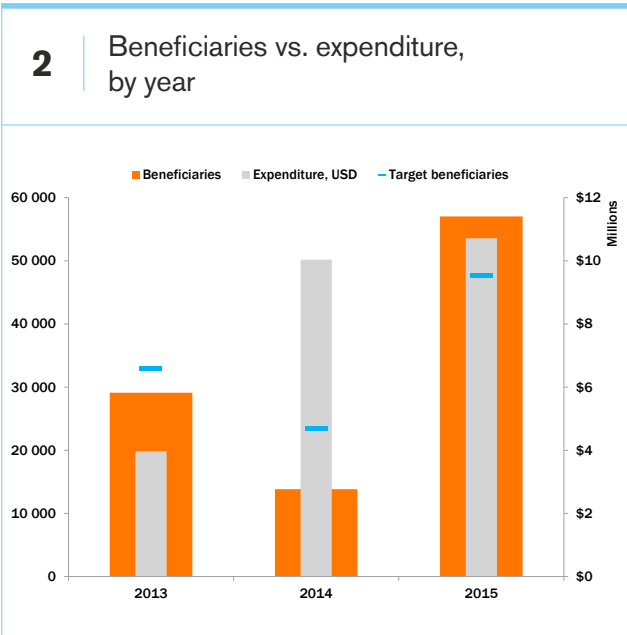
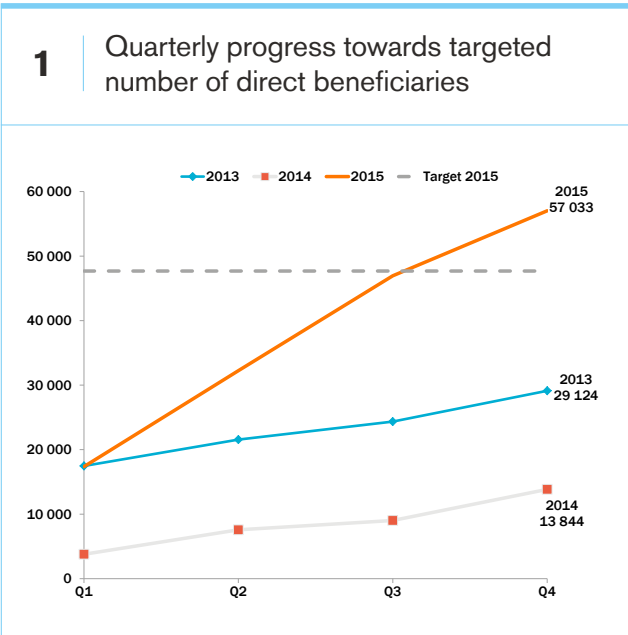
FOOD SECURITY

Individuals receiving livelihoods materials	210	432	49%
Individuals receiving training (Food security)	432	432	100%
Number of Core Competency total direct beneficiaries	702	702	100%

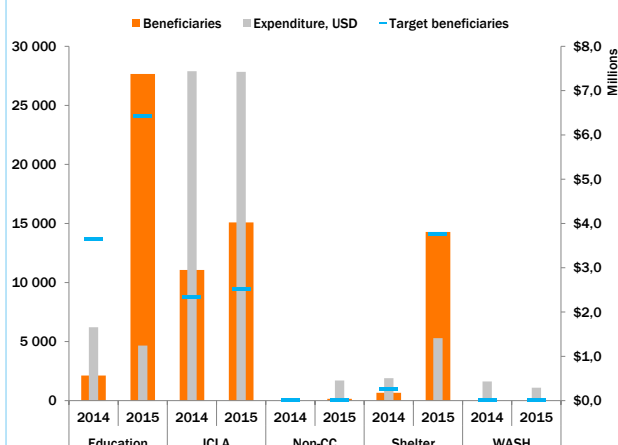
PALESTINE



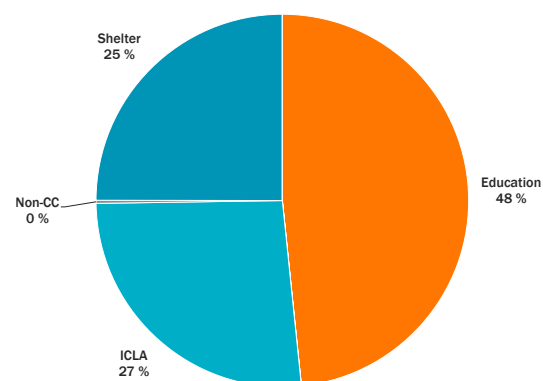
NRC has been active in Palestine (and former Occupied Palestinian Territory) since 2006. NRC is providing protection and assistance to those affected by or threatened with displacement across Palestine, through ICLA, Shelter and Education programmes. In 2015 NRC focused on promoting women’s HLP rights, especially inheritance rights and supporting young emerging leaders to strengthen the role of women within the community. NRC runs a shelter program in Gaza focusing on repair to moderate and severely damaged housing. NRC also runs a school-based psycho-social program which is now being used across the Middle East Region.



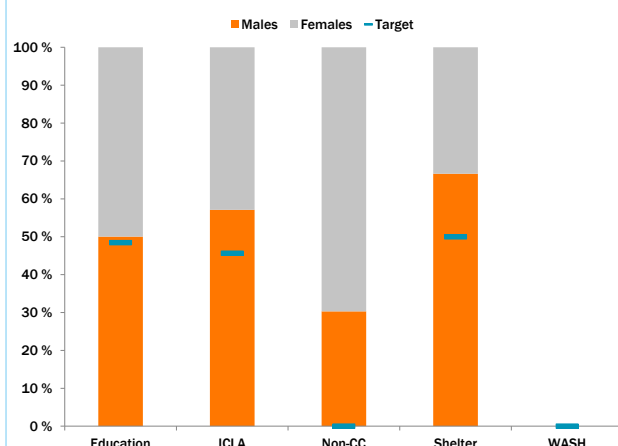
3 Beneficiaries vs. expenditure by core competency



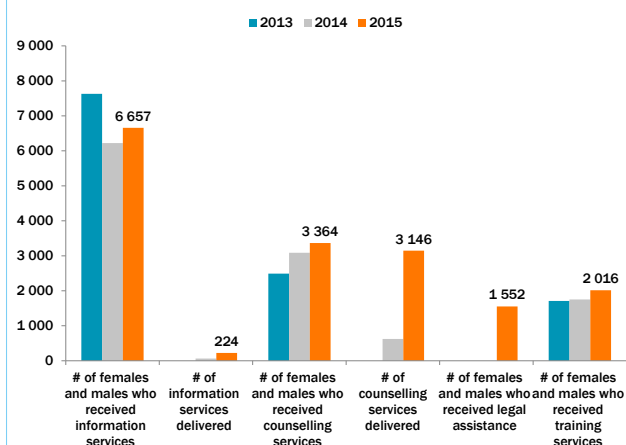
4 Number of direct beneficiaries as share of core competencies



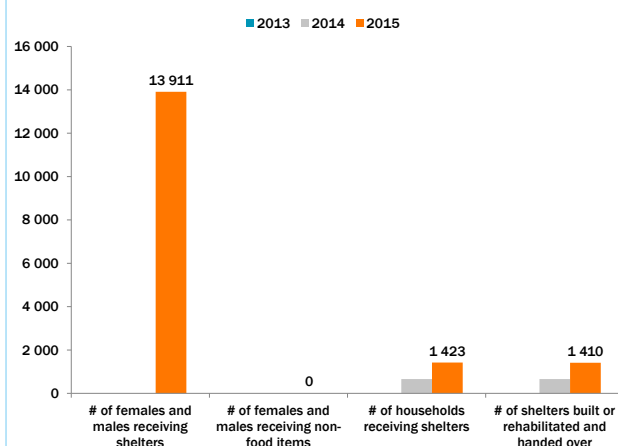
5 Share of direct beneficiaries by sex and core competency



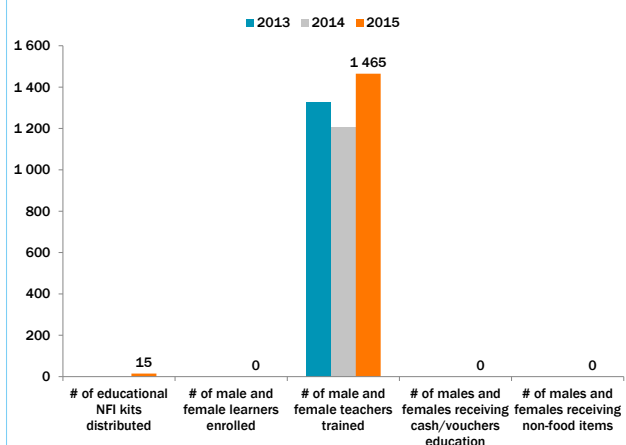
6 Key ICLA indicators



7 Key Shelter indicators



8 Key Education indicators



COUNTRY TOTAL

	TOTAL	TARGET	
Country total direct beneficiaries	57 033	47 688	120%

EDUCATION

Training sessions provided for non-teaching education professionals	108	36	300%
Educational NFI kits distributed	15	15	100%
Non-teaching education professionals trained	547	294	186%
Teachers trained	1 465	798	184%
Individuals receiving educational NFI kits	5 901	5 548	106%
Strategy guidance documents produced	113	4 002	3%
Teacher training sessions provided	435	258	169%
Number of Core Competency total direct beneficiaries	27 659	24 118	115%

ICLA

Counselling services delivered	3 146	3 440	91%
Individuals who received counselling services	3 364	3 602	93%
Individuals who received information services	6 657	7 705	86%
Individuals who received legal assistance	1 552	375	414%
Individuals who received training services (ICLA)	2 016	1 983	102%
Information services delivered	224	159	141%
Legal assistance cases closed	88	40	220%
Legal assistance cases opened	2 302	2 000	115%
Training services delivered (ICLA)	79	85	93%
Number of Core Competency total direct beneficiaries	15 093	9 437	160%

NON-CC

Number of Core Competency total direct beneficiaries	154	80	193%
--	-----	----	------

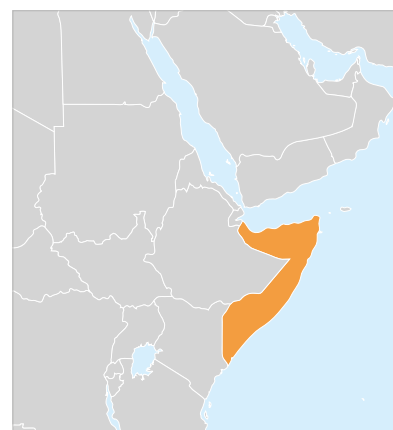
SHELTER

Individuals receiving shelters	13 911	11 673	119%
Households receiving shelters	1 423	2 068	69%
Shelters built or rehabilitated and handed over	1 410	2 068	68%
Number of Core Competency total direct beneficiaries	14 281	14 133	101%

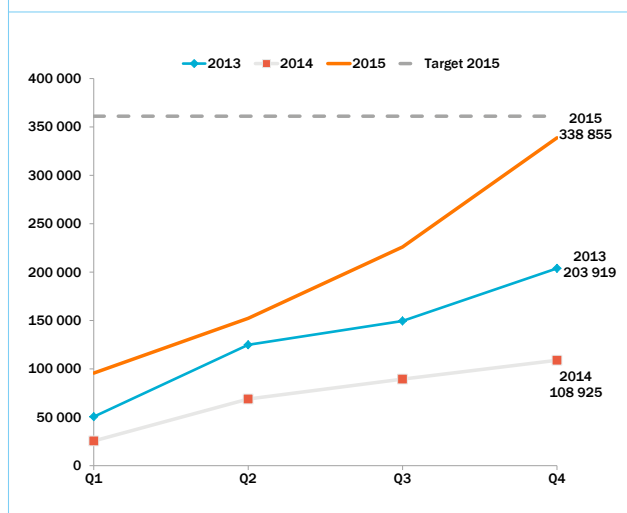
SOMALIA



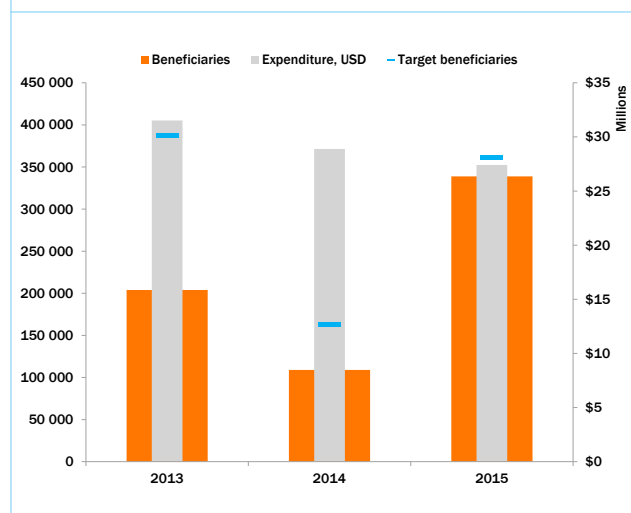
NRC have been active in Somalia since 2004 implementing activities within all the 5 core competencies, Shelter, WASH, Education, Food security and ICLA. Interventions spread from emergency lifesaving interventions to community resilience and durable solutions for Internal displaced persons and returnees. The cycles of violence and humanitarian crises in Somalia spanning over 25 years have created a complex web of internal displacement which has become a long-term reality. In 2015, NRC have been supporting safe and voluntary returns to Somalia by providing juridical assistance including information on villages of origin, Housing, Land and Property rights.



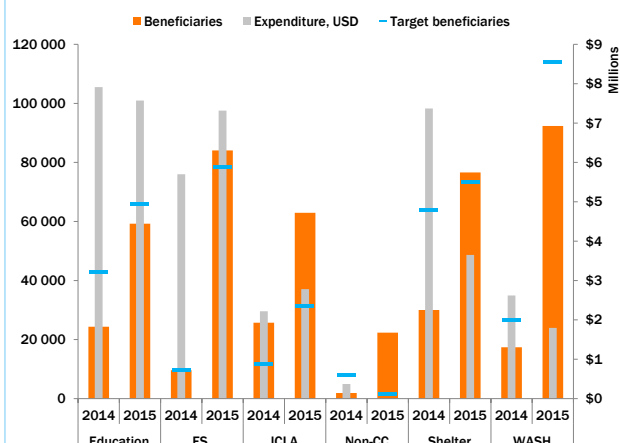
1 Quarterly progress towards targeted number of direct beneficiaries



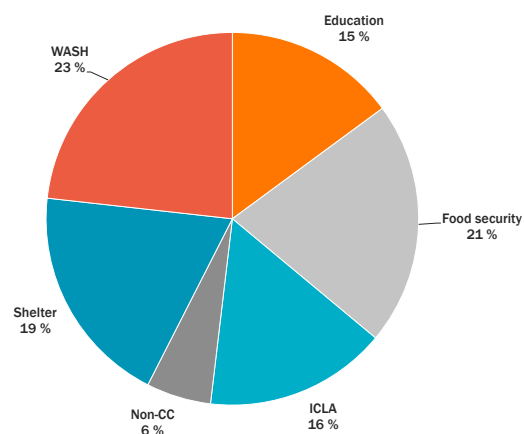
2 Beneficiaries vs. expenditure, by year



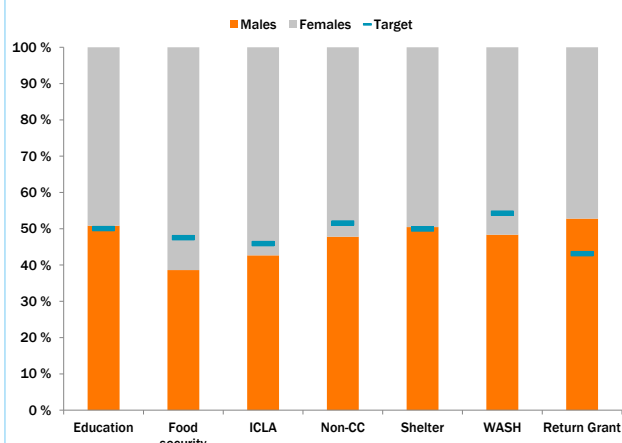
3 Beneficiaries vs. expenditure by core competency



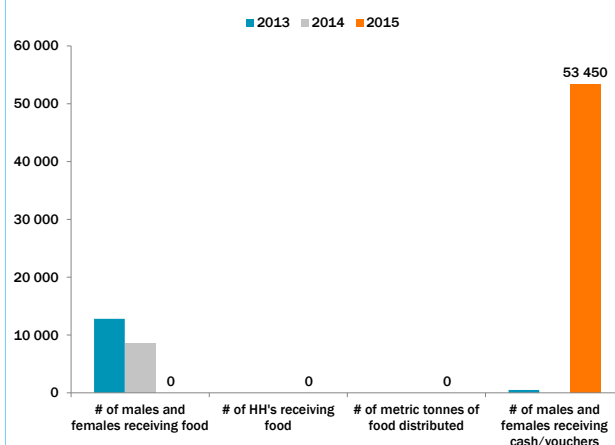
4 Number of direct beneficiaries as share of core competencies



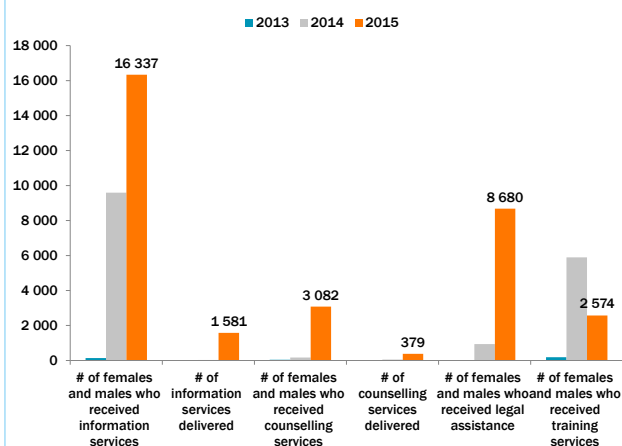
5 Share of direct beneficiaries by sex and core competency



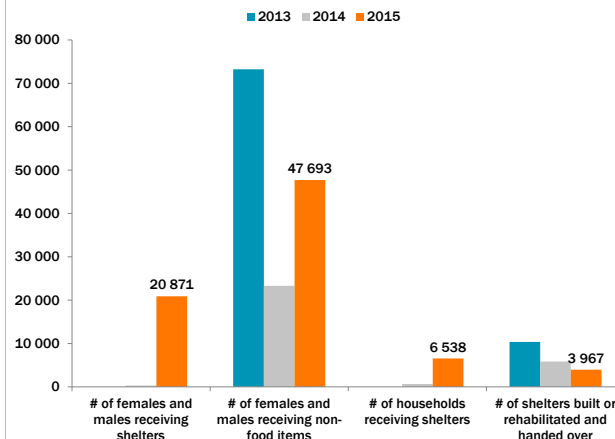
6 Key Food Security indicators



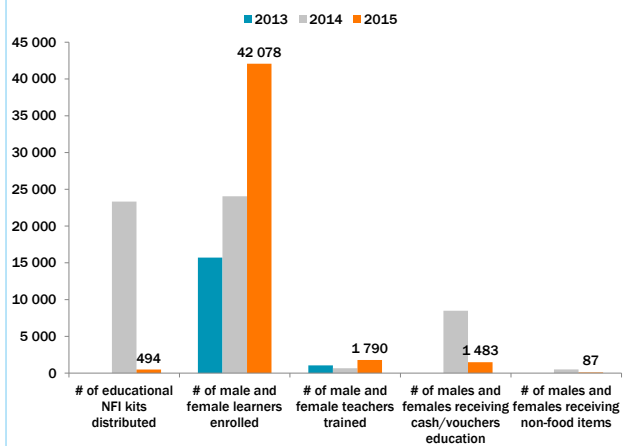
7 Key ICLA indicators



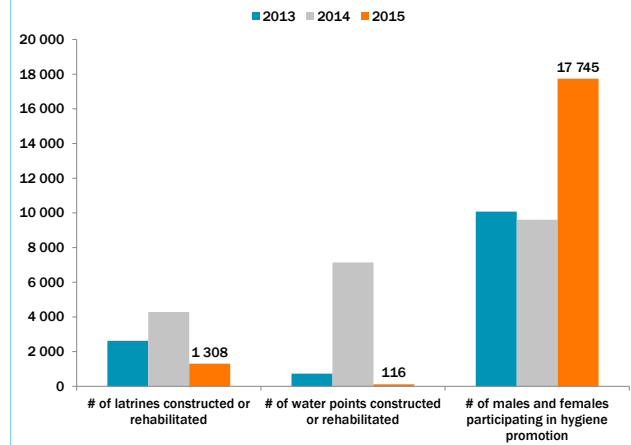
8 Key Shelter indicators



9 Key Education indicators



10 Key WASH indicators



COUNTRY TOTAL

	TOTAL	TARGET	
Country total direct beneficiaries	338 855	361 122	94%

EDUCATION

Training sessions provided for non-teaching education professionals	1 580	124	1274%
Classrooms constructed/rehabilitated	28	28	100%
Classrooms furnished	120	87	138%
Educational NFI kits distributed	494	500	99%
Latrines constructed or rehabilitated	63	47	134%
Learners enrolled	42 078	46 829	90%
Non-teaching education professionals trained	389	572	68%
Teachers trained	1 790	1 387	129%
Individuals receiving educational NFI kits	7 169	7 100	101%
Individuals receiving cash/vouchers (Education)	1 483	1 489	100%
Individuals receiving non-food items (Education)	87	150	58%
Schools constructed/rehabilitated	161	122	132%
Shelters built or rehabilitated and handed over	5	11	45%
Teacher training sessions provided	1 962	1 986	99%
Number of Core Competency total direct beneficiaries	59 250	65 981	90%
Value of cash/vouchers distributed (Education)	2 783 160	2 783 160	100%

FOOD SECURITY

Individuals receiving non-food items (Shelter)	5 058	3 000	169%
Households receiving cash/vouchers (Food security)	8 157	10 883	75%
Individuals receiving cash/vouchers	53 450	60 629	88%
Individuals receiving food production inputs	100	100	100%
Individuals receiving training (Food security)	7 083	9 135	78%
NFI Kits distributed (Shelter)	810	500	162%
Water points constructed or rehabilitated	3	3	100%
Number of Core Competency total direct beneficiaries	84 066	78 283	107%
Value of cash/voucher distributed (Food security)	3 182 1473 611 127		88%

ICLA

Counselling services delivered	379	420	90%
Individuals who received counselling services	2 885	1 863	155%
Individuals who received information services	15 609	14 090	111%
Individuals who received legal assistance	8 641	3 310	261%
Individuals who received training services (ICLA)	2 549	1 890	135%
Information services delivered	1 573	1 275	123%
Legal assistance cases closed	651	370	176%
Legal assistance cases opened	377	405	93%
Training services delivered (ICLA)	115	104	111%
Number of Core Competency total direct beneficiaries	62 942	31 415	200%

NON-CC

Number of Core Competency total direct beneficiaries	22 339	1 580	1414%
--	--------	-------	-------

SHELTER

Individuals receiving shelters	20 871	22 620	92%
Individuals receiving non-food items (Shelter)	42 635	42 770	100%
Individuals trained (Shelter)	374	398	94%
Individuals who received counselling services	197	150	131%
Individuals who received information services	728	670	109%
Individuals who received legal assistance	39	762	5%
Individuals who received training services (ICLA)	25	50	50%
Households allocated a plot	3 295	3 583	92%
Households receiving non-food items (Shelter)	4 855	5 703	85%
Households receiving shelters	6 538	5 918	110%
Latrines constructed or rehabilitated	310	471	66%
Individuals participating in Hygiene Promotion training or campaigns	772	953	81%
NFI Kits distributed (Shelter)	5 868	6 473	91%
Settlement plans produced	1	1	100%
Shelters built or rehabilitated and handed over	3 960	4 615	86%
Training services delivered (ICLA)	1	1	100%
Training sessions provided (Shelter)	34	34	100%
Water points constructed or rehabilitated	50	60	83%
Estimated number of individuals benefiting from infrastructure in target population (Shelter)	4 020	4 020	100%
Number of Core Competency total direct beneficiaries	76 623	73 410	104%

WASH

Information services delivered	8	8	100%
Latrines constructed or rehabilitated	935	1 151	81%
Individuals participating in Hygiene Promotion training or campaigns	16 973	22 638	75%
Shelters built or rehabilitated and handed over	2	2	100%
Water points constructed or rehabilitated	63	90	70%
Number of Core Competency total direct beneficiaries	92 360	113 966	81%

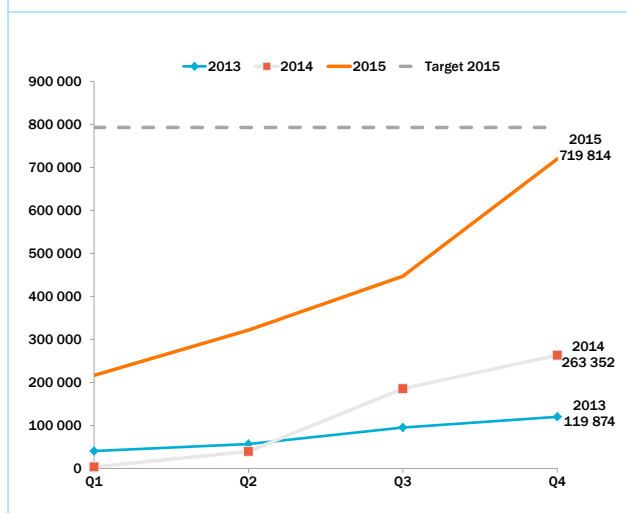
SOUTH SUDAN



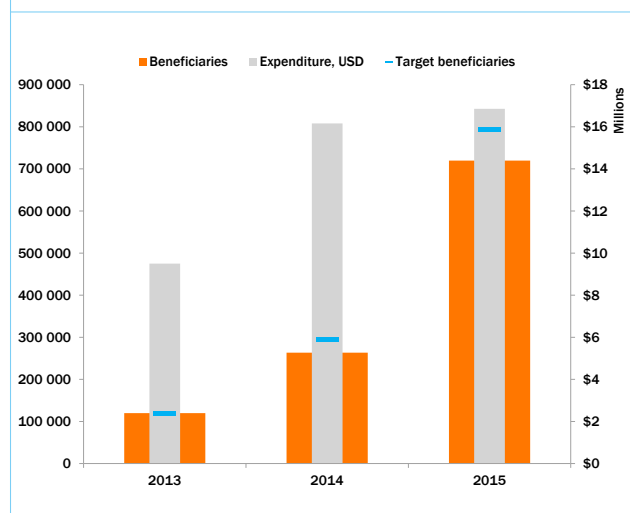
NRC has been active in Sudan since 2004 and South Sudan since independence in 2011. Food security projects are being implemented both in conflict affected as well as more stable areas in the country, focusing on both direct food distribution and activities targeting communities' resilience capacity. ICLA activities focus on access to civil documentation and Housing, Land and Property issues, supporting women and their access to land, alongside Collaborative Dispute Resolution to promote peaceful co-existence in the communities. WASH activities includes construction of latrines, providing boreholes and is part of an integrated response in hard to reach areas.



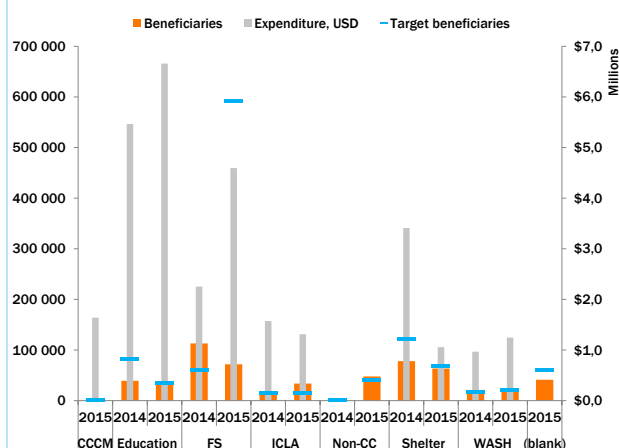
1 Quarterly progress towards targeted number of direct beneficiaries



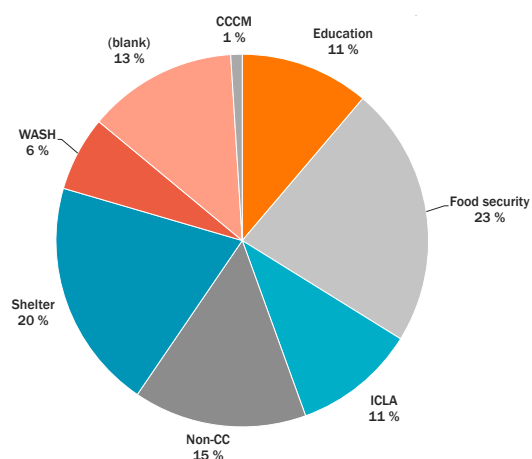
2 Beneficiaries vs. expenditure, by year



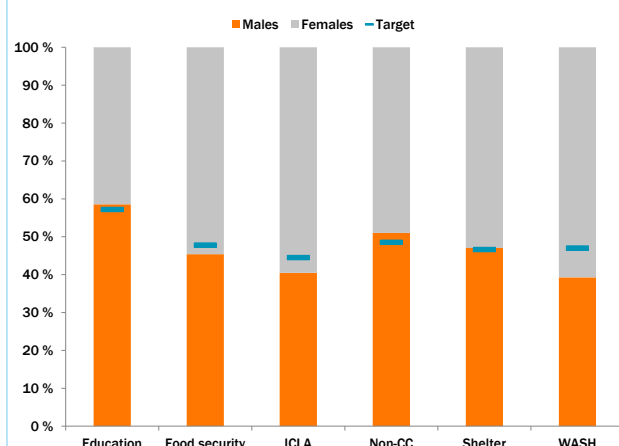
3 Beneficiaries vs. expenditure by core competency



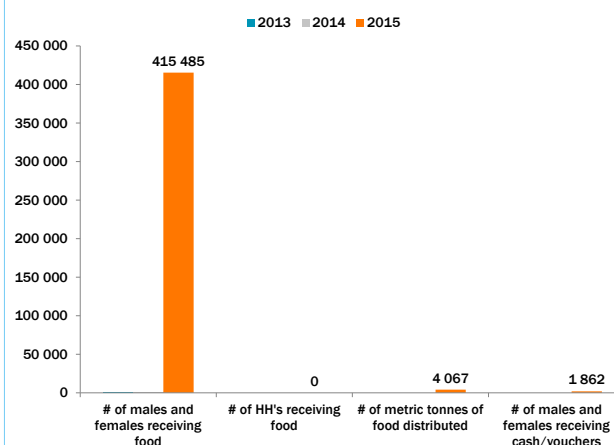
4 Number of direct beneficiaries as share of core competencies



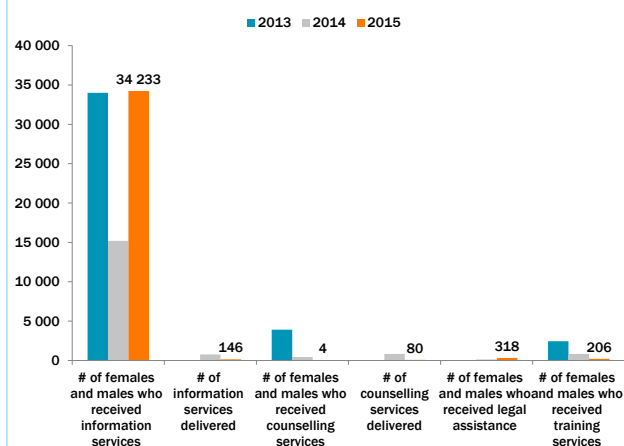
5 Share of direct beneficiaries by sex and core competency



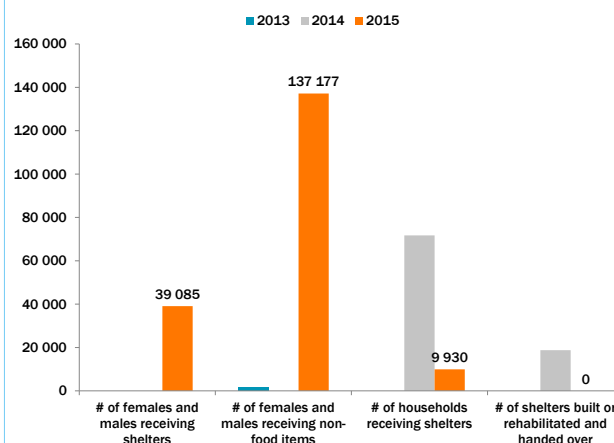
6 Key Food Security indicators



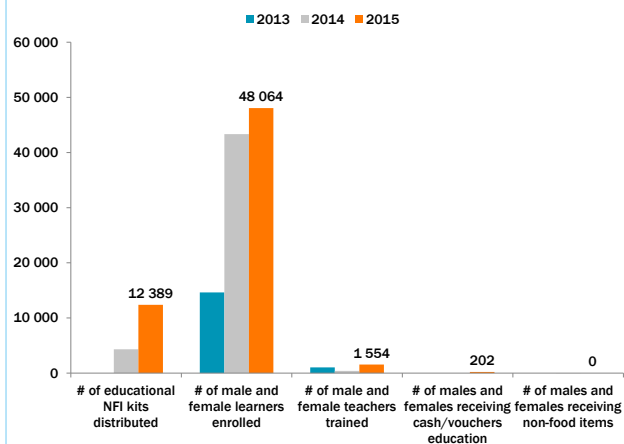
7 Key ICLA indicators



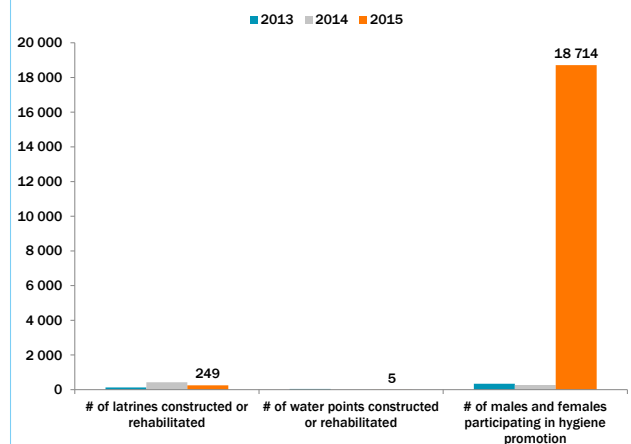
8 Key Shelter indicators



9 Key Education indicators



10 Key WASH indicators



COUNTRY TOTAL

	TOTAL	TARGET	
Country total direct beneficiaries	719 814	792 757	91%

CAMP MANAGEMENT

Number of Core Competency total direct beneficiaries	3 144	500	629%
--	-------	-----	------

EDUCATION

Training sessions provided for non-teaching education professionals	77	153	50%
Classrooms constructed/rehabilitated	40	306	13%
Educational NFI kits distributed	12 389	24 100	51%
Latrines constructed or rehabilitated	76	275	28%
Learners enrolled	48 064	51 406	93%
Non-teaching education professionals trained	526	444	118%
Teachers trained	1 554	1 608	97%
Individuals receiving educational NFI kits	21 790	24 314	90%
Individuals participating in Hygiene Promotion training or campaigns	841	6 500	13%
Individuals receiving cash/vouchers (Education)	202	350	58%
Schools constructed/rehabilitated	74	26	285%
Teacher training sessions provided	4	2	200%
Number of Core Competency total direct beneficiaries	35 473	35 508	100%

FOOD SECURITY

Households receiving cash/vouchers (Food security)	1 598	1 678	95%
Individuals receiving cash/vouchers	2 924	3 300	89%
Individuals receiving food	415 485	707 014	59%
Individuals receiving food production inputs	8 285	11 895	70%
Individuals receiving livelihoods materials	58 470	58 470	100%
Individuals receiving training (Food security)	19 342	38 439	50%
Number of Core Competency total direct beneficiaries	71 679	591 833	12%
Quantity of food distributed (in metric tonnes)	4 067	27 859	15%
Value of cash/voucher distributed (Food security)	101 599	101 599	100%

ICLA

Counselling services delivered	80	144	56%
Individuals who received counselling services	4	13	31%
Individuals who received information services	34 233	2 500	1369%
Individuals who received legal assistance	318	2 550	12%
Individuals who received training services (ICLA)	206	2 736	8%
Information services delivered	146	202	72%
Legal assistance cases closed	0	2 000	0%
Legal assistance cases opened	0	1 100	0%
Training services delivered (ICLA)	11	1 015	1%
Number of Core Competency total direct beneficiaries	33 680	14 975	225%

NON-CC

Individuals receiving shelters	13 600	77 500	18%
Individuals receiving non-food items (Shelter)	46 253	93 500	49%
Individuals trained (Shelter)	0	500	0%
Households receiving non-food items (Shelter)	0	10 500	0%
Households receiving shelters	5 787	11 000	53%
Individuals participating in Hygiene Promotion training or campaigns	4 000	4 000	100%
Individuals receiving cash/vouchers	0	300	0%
Individuals receiving livelihoods materials	0	100	0%
Individuals receiving training (Food security)	0	564	0%
NFI Kits distributed (Shelter)	734	10 500	7%
Training sessions provided (Shelter)	0	16	0%
Water points constructed or rehabilitated	4	4	100%
Number of Core Competency total direct beneficiaries	88 765	101 500	87%
Value of cash/voucher distributed (Food security)	0	11 250	0%

SHELTER

Individuals receiving shelters	25 485	2 500	1019%
Individuals receiving non-food items (Shelter)	90 924	54 500	167%
Households receiving non-food items (Shelter)	4 463	2 500	179%
Households receiving shelters	4 143	500	829%
Number of Core Competency total direct beneficiaries	63 335	68 500	92%

WASH

Latrines constructed or rehabilitated	173	300	58%
Individuals participating in Hygiene Promotion training or campaigns	13 873	10 000	139%
Water points constructed or rehabilitated	1	20	5%
Number of Core Competency total direct beneficiaries	20 564	20 941	98%

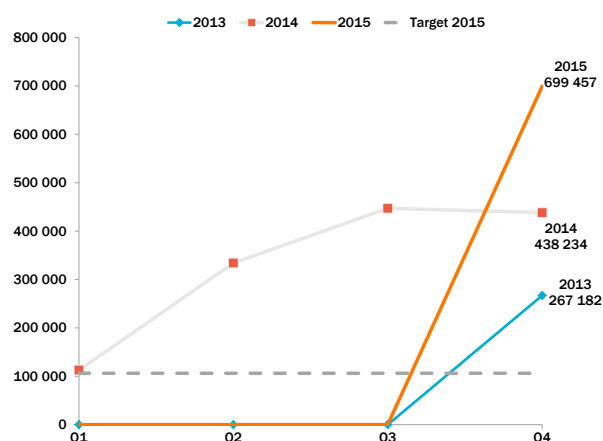
SYRIA



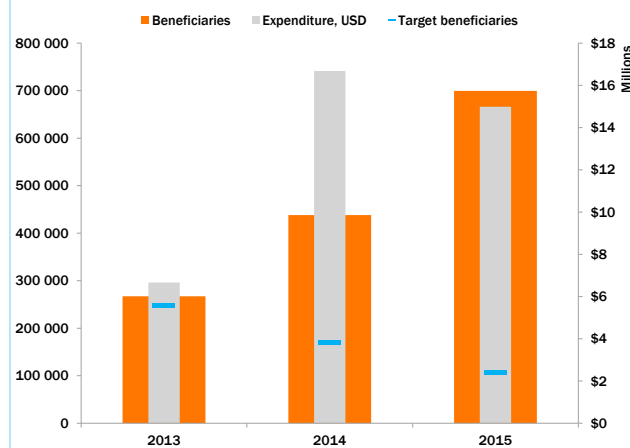
Since 2013, NRC and its partners have implemented cross-border operations in Syria from its Area Offices in Jordan, Lebanon, and Turkey. In October 2015 NRC received official approval to open an office in Damascus and to start operations. NRC currently implements programmes within Shelter, WASH, Camp management, Food security, Education and an integrated Emergency Response Mechanism. Since the beginning of 2016, NRC has unified the management of all five components of its response inside Syria under a single Syria Response Office. This will provide a flexible and complimentary response, including both Government and Opposition controlled areas.



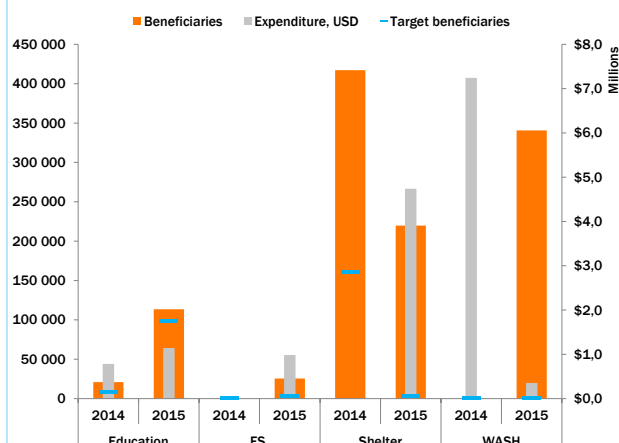
1 Quarterly progress towards targeted number of direct beneficiaries



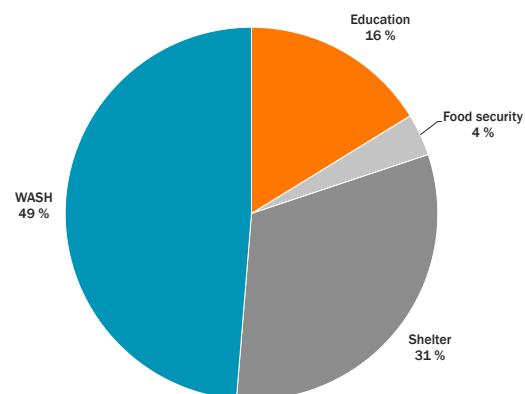
2 Beneficiaries vs. expenditure, by year



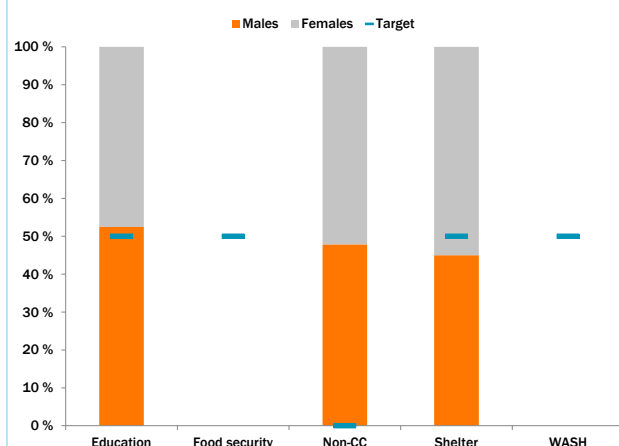
3 Beneficiaries vs. expenditure by core competency



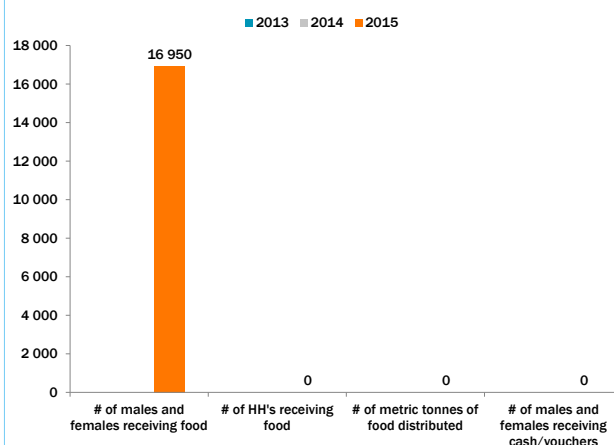
4 Number of direct beneficiaries as share of core competencies



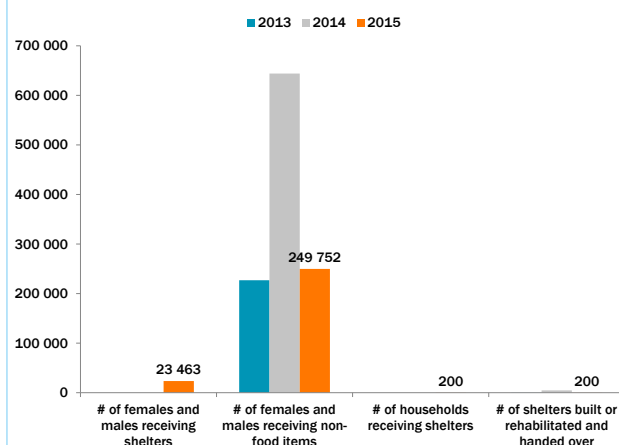
5 Share of direct beneficiaries by sex and core competency



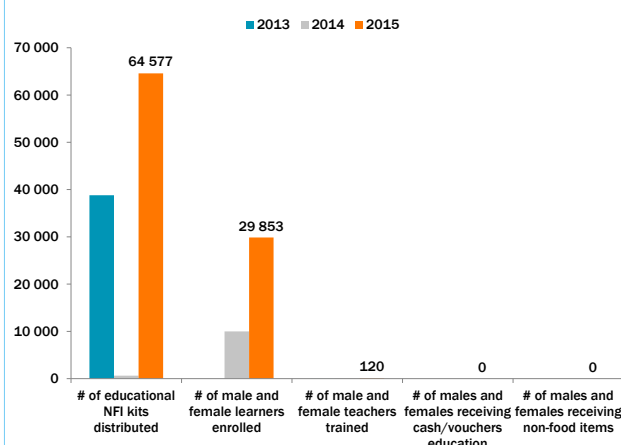
6 Key Food Security indicators



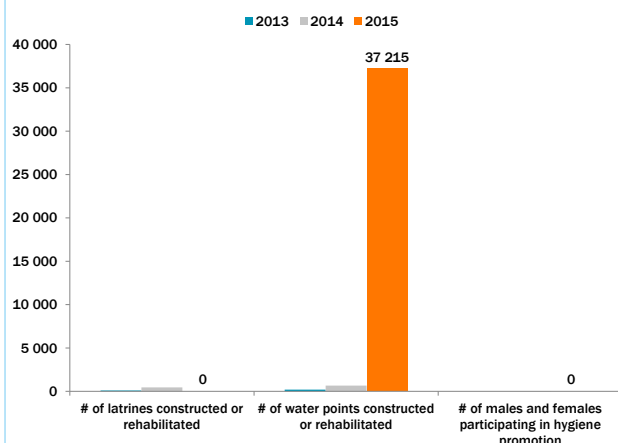
7 Key Shelter indicators



8 Key Education indicators



9 Key WASH indicators



COUNTRY TOTAL

	TOTAL	TARGET	
Country total direct beneficiaries	699 457	106 148	659%

EDUCATION

Educational NFI kits distributed	64 577	37 200	174%
Learners enrolled	29 853	6 000	498%
Teachers trained	120	570	21%
Individuals receiving educational NFI kits	66 386	38 548	172%
Teacher training sessions provided	6	12	50%
Number of Core Competency total direct beneficiaries	113 470	99 000	115%

FOOD SECURITY

Households receiving cash/vouchers (Food security)	6 316	20 450	31%
Individuals receiving cash/vouchers	0	99 000	0%
Individuals receiving food	16 950	0	--
Individuals receiving food production inputs	2 400	9 600	25%
Individuals receiving training (Food security)	0	9 600	0%
Number of Core Competency total direct beneficiaries	25 564	2 600	983%

NON-CC

Individuals receiving non-food items (Shelter)	70 451	0	--
NFI Kits distributed (Shelter)	70 451	0	--
Number of Core Competency total direct beneficiaries	0	1 800	0%

SHELTER

Individuals receiving shelters	10 421	16 800	62%
Individuals receiving non-food items (Shelter)	97 061	137 100	71%
Households receiving non-food items (Shelter)	2 704	22 850	12%
Households receiving shelters	200	2 800	7%
Individuals receiving cash/vouchers (Shelter)	2 250	0	--
NFI Kits distributed (Shelter)	2 704	14 700	18%
Schools constructed/rehabilitated	0	26	0%
Settlement plans produced	0	1	0%
Shelters built or rehabilitated and handed over	200	2 800	7%
Training sessions provided (Shelter)	0	9	0%
Estimated number of individuals benefiting from infrastructure in target population (Shelter)	4 480	0	--
Number of Core Competency total direct beneficiaries	219 723	2 549	8620%

SHELTER/WASH

Individuals receiving shelters	13 042	4 200	311%
Individuals receiving non-food items (Shelter)	26 770	23 400	114%

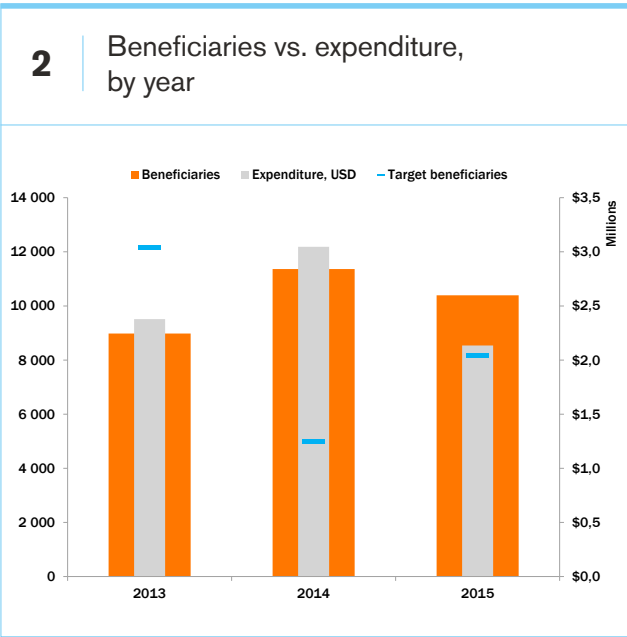
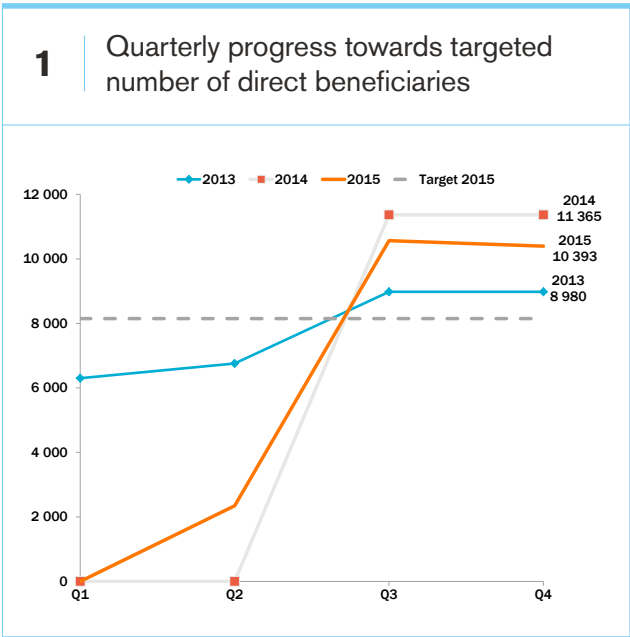
WASH

Individuals receiving non-food items (Shelter)	55 470	4 200	1321%
Households receiving non-food items (Shelter)	9 245	700	1321%
Latrines constructed or rehabilitated	0	326	0%
Individuals participating in Hygiene Promotion training or campaigns	0	538	0%
NFI Kits distributed (Shelter)	10 945	76 550	14%
Water points constructed or rehabilitated	37 215	680	5473%
Number of Core Competency total direct beneficiaries	340 700	199	171206%

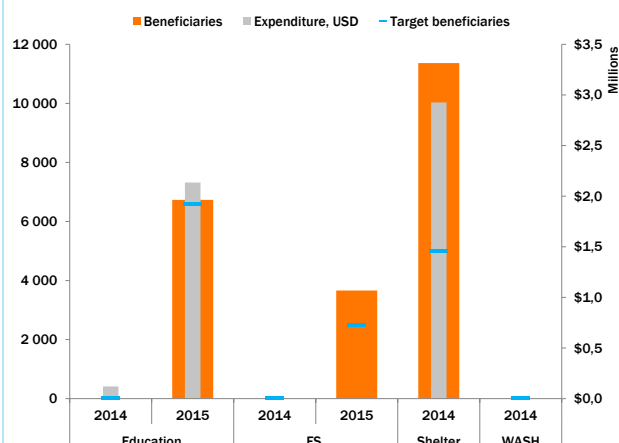
UGANDA



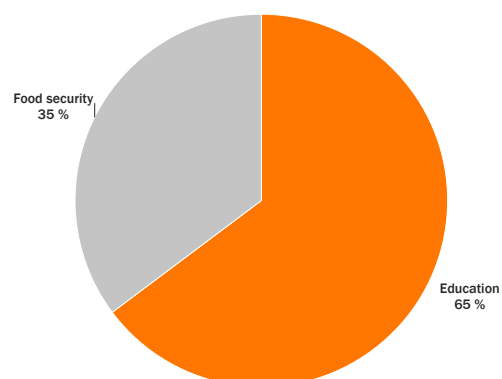
The country office in Uganda was established in 1997. In 2015, NRC has focused on Education and Food security with WASH integrated in the 2 core competences. Through Education programme NRC provides children and youth with primary education support, vocational skills training and accelerated learning program. NRC is the only agency implementing the accelerated learning programme in refugee settlements with the aim to target out of school children and youth. Vocational skills training is a key component of NRC’s education Core Competence aimed at generating income through promotion of private business and employment or self-employment.



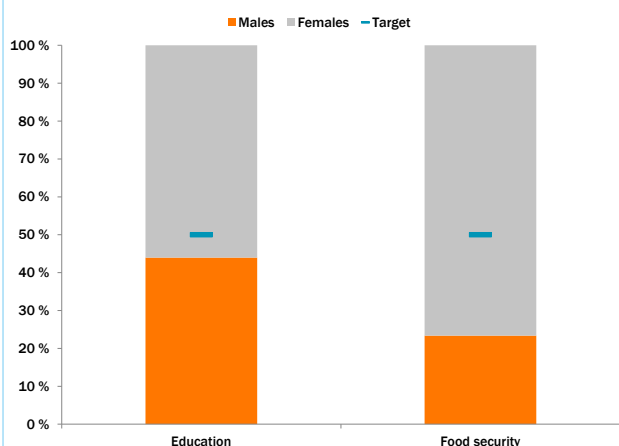
3 Beneficiaries vs. expenditure by core competency



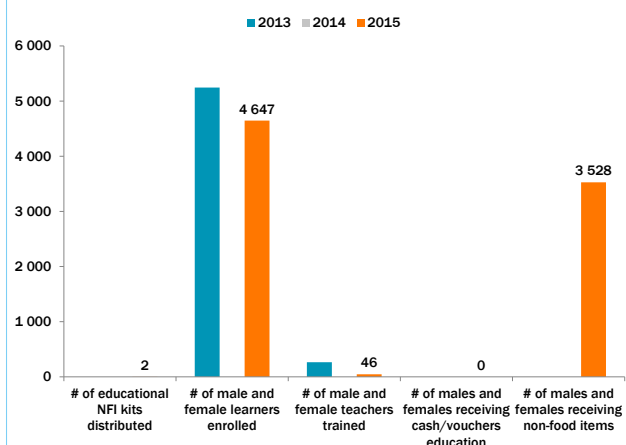
4 Number of direct beneficiaries as share of core competencies



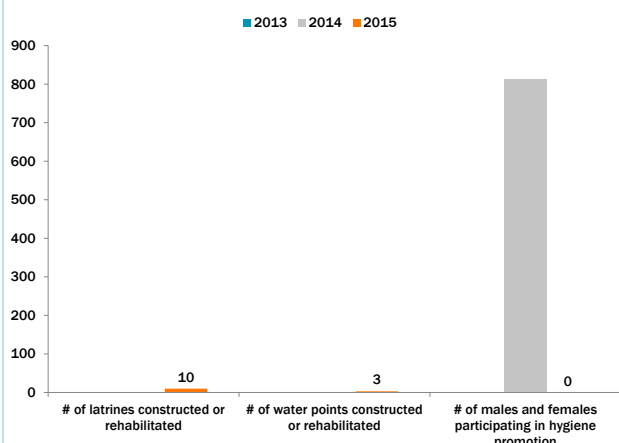
5 Share of direct beneficiaries by sex and core competency



6 Key Education indicators



7 Key WASH indicators



COUNTRY TOTAL

	TOTAL	TARGET	
Country total direct beneficiaries	10 393	8 150	128%

EDUCATION

Training sessions provided for non-teaching education professionals	2	1	200%
Classrooms constructed/rehabilitated	26	31	84%
Classrooms furnished	3	8	38%
Educational NFI kits distributed	2	2	100%
Latrines constructed or rehabilitated	10	18	56%
Learners enrolled	4 647	2 400	194%
Non-teaching education professionals trained	12	20	60%
Teachers trained	46	117	39%
Individuals receiving educational NFI kits	3 774	1 400	270%
Individuals receiving non-food items (Education)	3 528	3 250	109%
Teacher training sessions provided	3	3	100%
Water points constructed or rehabilitated	3	3	100%
Number of Core Competency total direct beneficiaries	6 731	6 600	102%
Value of cash/vouchers distributed (Education)	57 751	60 700	95%

FOOD SECURITY

Classrooms constructed/rehabilitated	4	6	67%
Learners enrolled	348	300	116%
Teachers trained	16	16	100%
Individuals receiving educational NFI kits	0	300	0%
Individuals receiving food production inputs	654	650	101%
Individuals receiving livelihoods materials	655	650	101%
Individuals receiving training (Food security)	1 309	1 300	101%
Number of Core Competency total direct beneficiaries	3 662	2 500	146%

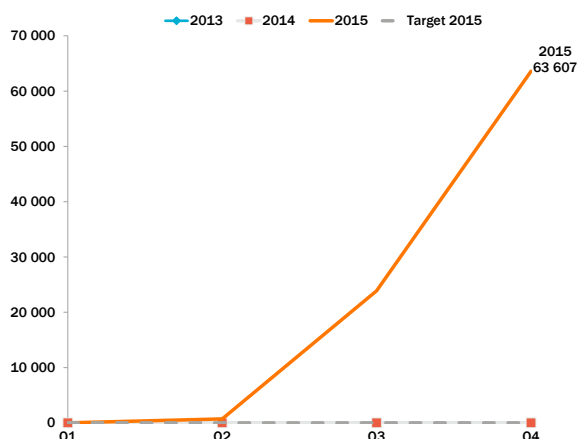
UKRAINE



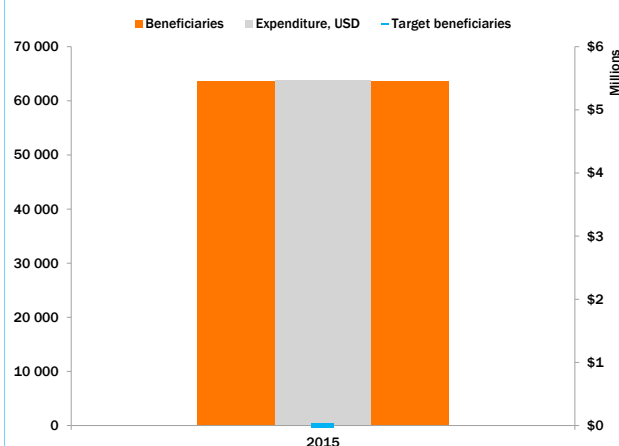
NRC established an initial presence in Ukraine in late 2014 through an Emergency Response Team deployment; the immediate focus was on emergency assistance as Shelter and Noon Food Item. In April 2015, Ukraine became an NRC Country Programme. NRC has developed a holistic programme within the core competencies of ICLA, Shelter, and WASH. In light of the severe winters in eastern Ukraine, NRC developed a specific winter plan for the 2015/16 season, around an approach articulated on three main aspects: personal core items (clothes and NFIs), heating (fuel and radiators) and shelter improvement (insulation of windows and ceiling).



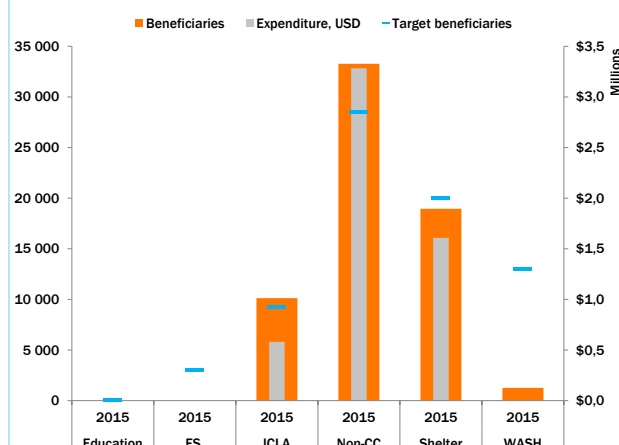
1 Quarterly progress towards targeted number of direct beneficiaries



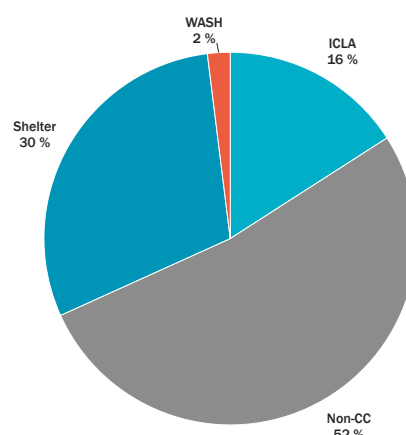
2 Beneficiaries vs. expenditure, by year



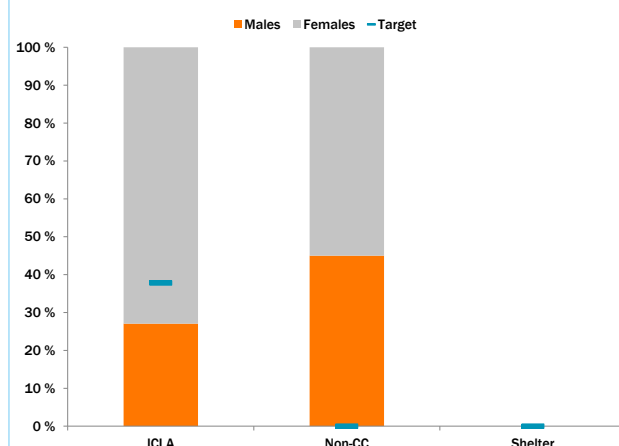
3 Beneficiaries vs. expenditure by core competency



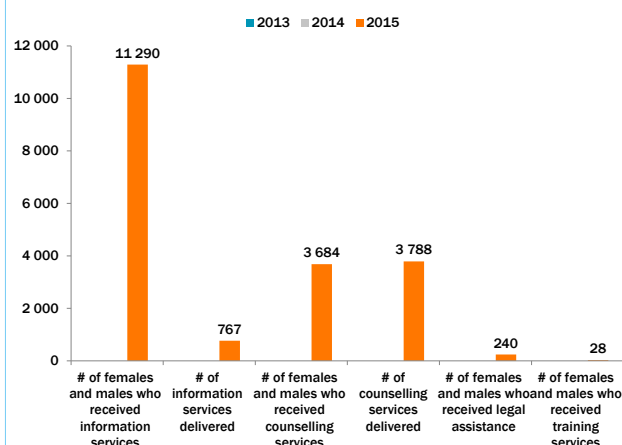
4 Number of direct beneficiaries as share of core competencies



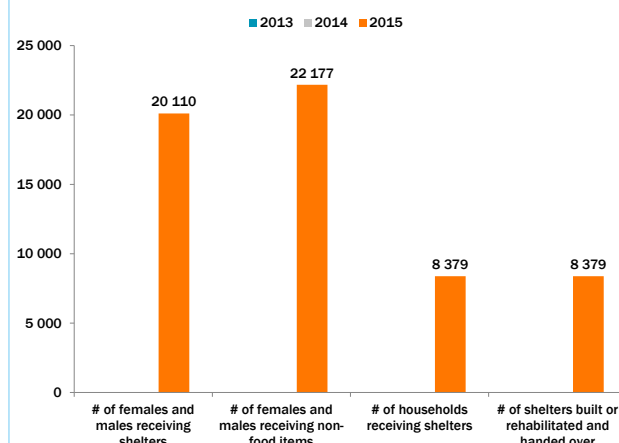
5 Share of direct beneficiaries by sex and core competency



6 Key ICLA indicators



7 Key Shelter indicators



COUNTRY TOTAL

	TOTAL	TARGET	
Country total direct beneficiaries	63 607	0	--

FOOD SECURITY

Number of Core Competency total direct beneficiaries	0	3 000	0%
--	---	-------	----

ICLA

Counselling services delivered	3 788	591	641%
Individuals who received counselling services	3 684	1 843	200%
Individuals who received information services	11 290	10 312	109%
Individuals who received legal assistance	240	25	960%
Individuals who received training services (ICLA)	28	30	93%
Information services delivered	767	408	188%
Legal assistance cases closed	226	0	--
Legal assistance cases opened	240	0	--
Number of Core Competency total direct beneficiaries	10 127	9 225	110%

NON-CC

Individuals receiving shelters	1 603	0	--
Individuals receiving non-food items (Shelter)	11 517	6 425	179%
Households receiving cash/vouchers (Food security)	0	1 641	0%
Households receiving cash/vouchers (Shelter)	0	200	0%
Households receiving food	0	600	0%
Households receiving non-food items (Shelter)	4 799	2 141	224%
Households receiving shelters	668	0	--
Individuals receiving cash/vouchers	0	4 925	0%
Individuals receiving cash/vouchers (Shelter)	0	600	0%
Individuals receiving food	0	1 800	0%
NFI Kits distributed (Shelter)	4 799	5 225	92%
Shelters built or rehabilitated and handed over	668	0	--
Water points constructed or rehabilitated	0	10	0%
Estimated number of individuals benefiting from infrastructure in target population (Shelter)	0	900	0%
Number of Core Competency total direct beneficiaries	33 277	28 500	117%
Quantity of food distributed (in metric tonnes)	0	13	0%
Value of cash/vouchers distributed (Shelter)	0	760 000	0%

SHELTER

Individuals receiving shelters	18 507	8 550	216%
Individuals receiving non-food items (Shelter)	10 660	7 500	142%
Households receiving non-food items (Shelter)	4 317	2 500	173%
Households receiving shelters	7 711	5 350	144%
NFI Kits distributed (Shelter)	4 317	5 500	78%
Shelters built or rehabilitated and handed over	7 711	5 350	144%
Number of Core Competency total direct beneficiaries	18 953	20 000	95%

WASH

Number of Core Competency total direct beneficiaries	1 250	13 000	10%
--	-------	--------	-----

YEMEN

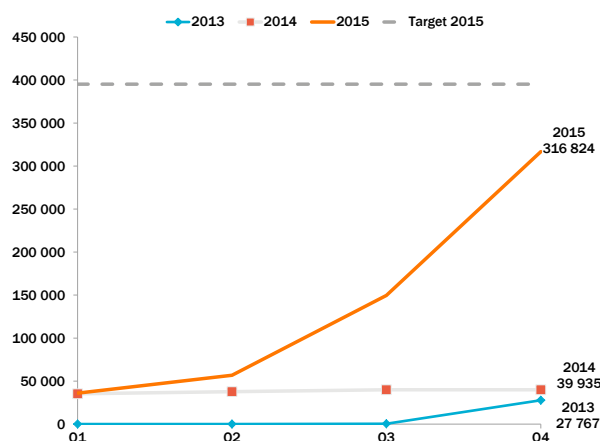


Photo: NRC / Ingrid Prestetun

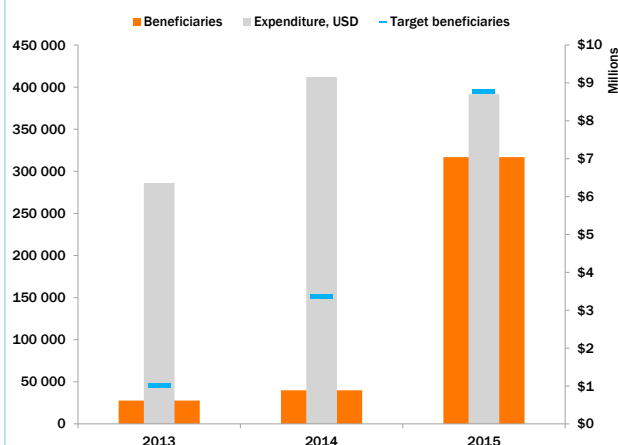
NRC has been active in Yemen since June 2012, with the aim to improve living conditions of IDPs and returnees through the provision of appropriate shelter, WASH, Education and food security. This is achieved through the construction of temporary shelters, rehabilitation of damaged shelters and provision of Non Food Items. NRC aim at improving access to safe water as well as increased awareness of good hygiene practices. This is achieved through the construction/rehabilitation of water systems, water trucking, and construction of latrines. NRC has established three Youth Education Pack centres to offer appropriate vocational skills training.



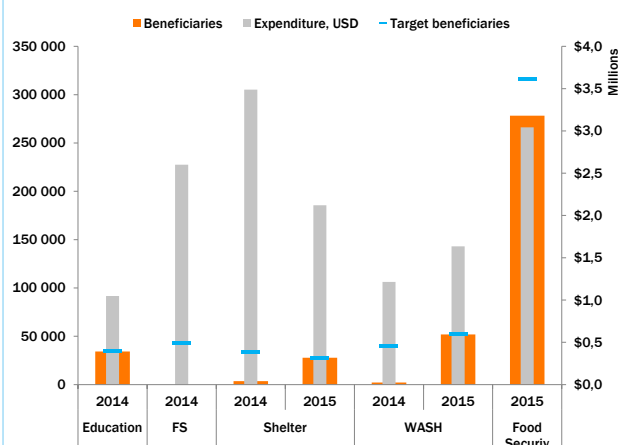
1 Quarterly progress towards targeted number of direct beneficiaries



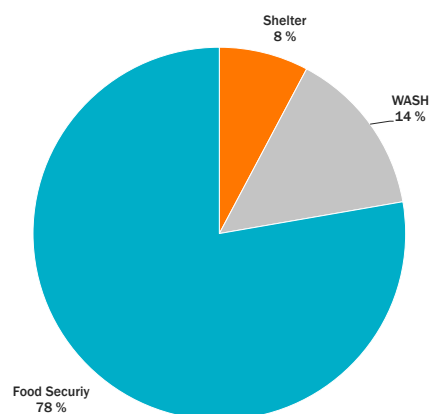
2 Beneficiaries vs. expenditure, by year



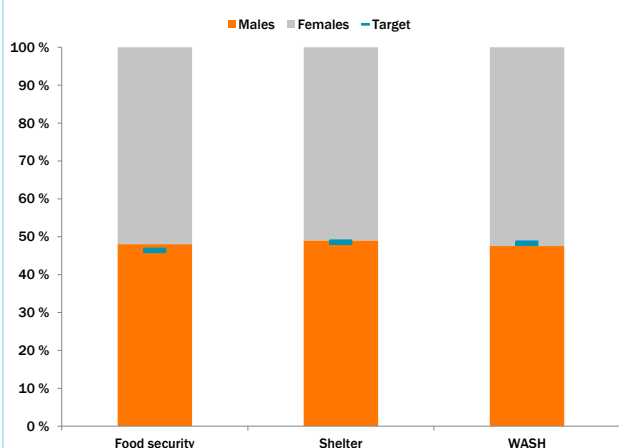
3 Beneficiaries vs. expenditure by core competency



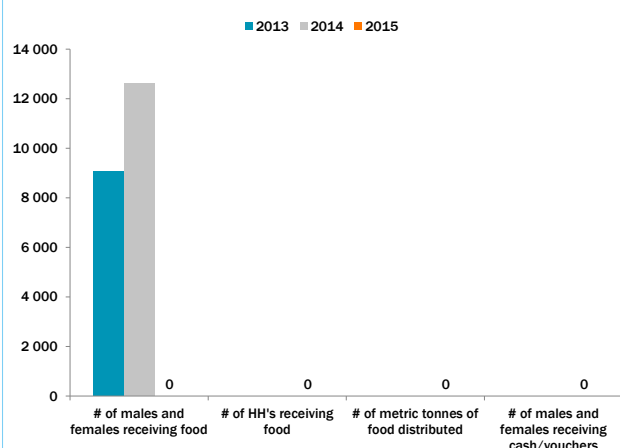
4 Number of direct beneficiaries as share of core competencies



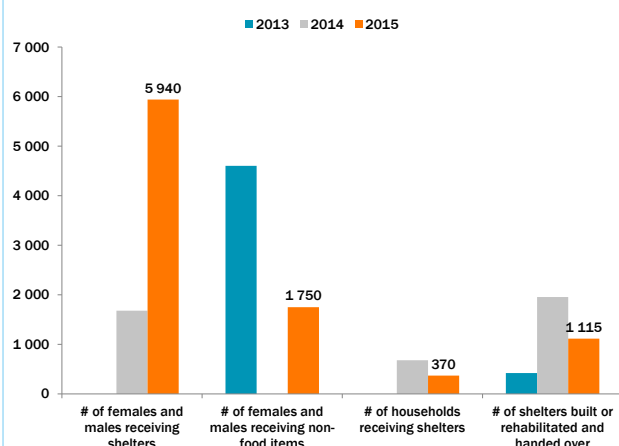
5 Share of direct beneficiaries by sex and core competency



6 Key Food Security indicators



7 Key Shelter indicators



COUNTRY TOTAL

	TOTAL	TARGET	
Country total direct beneficiaries	316 824	395 247	80%

FOOD SECURITY

Households receiving cash/vouchers (Food security)	4 870	4 870	100 %
Individuals receiving cash for work	5 503	4 775	115 %
Individuals receiving cash/vouchers	5 827	19 577	30 %
Individuals receiving food	222 043	227 115	98 %
Individuals receiving food production inputs	3 680	5 750	64 %
Individuals receiving training (Food security)	8 093	8 400	96 %
Number of Core Competency total direct beneficiaries	278 217	316 200	88 %
Value of cash distributed for work (Food security)	65 703	65 703	100 %
Value of cash/voucher distributed (Food security)	245 302	247 125	99 %

SHELTER

Individuals receiving shelters	5 940	7 125	83 %
Individuals receiving non-food items (Shelter)	1 750	1 750	100 %
Households receiving non-food items (Shelter)	2 405	4 370	55 %
Households receiving shelters	370	1 070	35 %
Latrines constructed or rehabilitated	320	320	100 %
Shelters built or rehabilitated and handed over	1 015	950	107 %
Number of Core Competency total direct beneficiaries	27 784	27 325	102 %

WASH

Households receiving cash/vouchers (Shelter)	100	100	100 %
Latrines constructed or rehabilitated	330	848	39 %
Individuals participating in Hygiene Promotion training or campaigns	7 354	33 538	22 %
Shelters built or rehabilitated and handed over	100	100	100 %
Water points constructed or rehabilitated	4	53	8 %
Number of Core Competency total direct beneficiaries	51 912	52 761	98 %
Value of cash/vouchers distributed (Shelter)	110 000	110 000	100 %



NORWEGIAN
REFUGEE COUNCIL